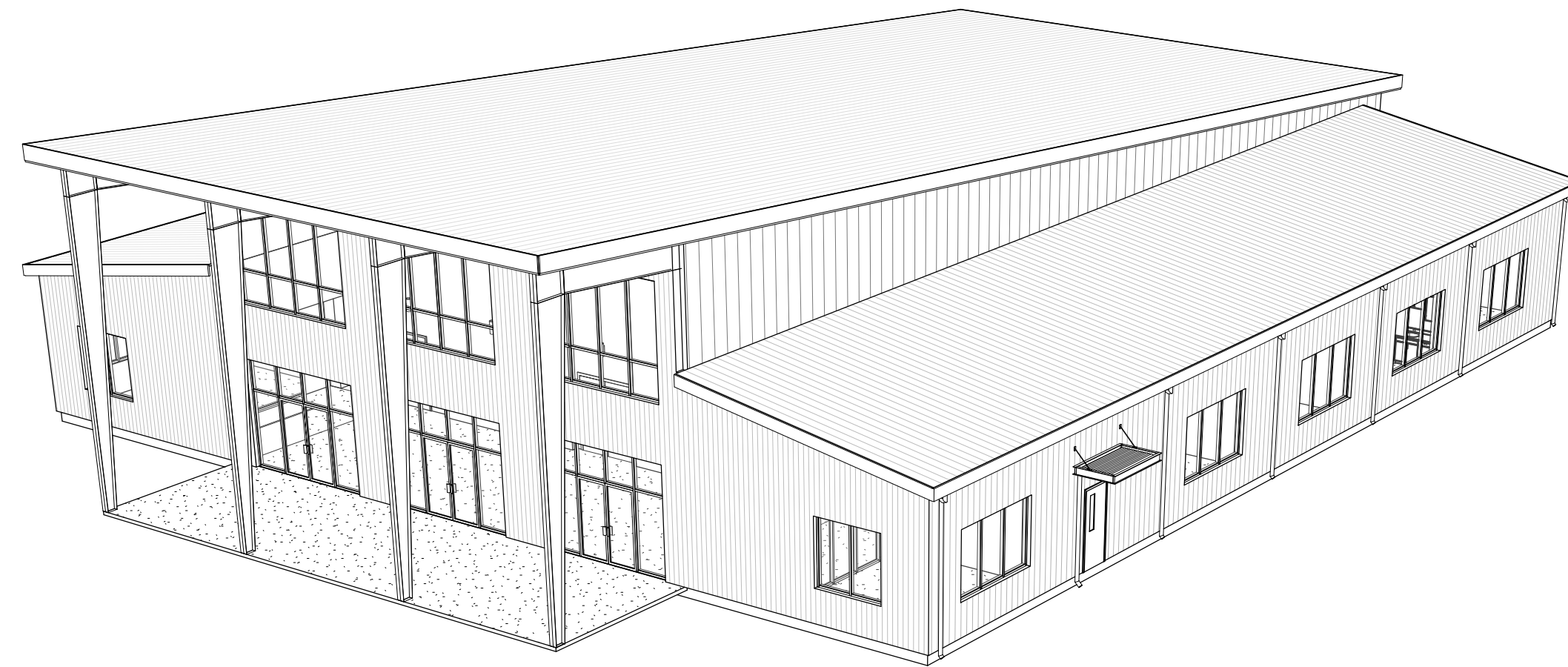


SOUTH RIDGE (LOT #) INTERNATIONAL PARKWAY FREDRICKSBURG, VA 22406



ARCHITECT:
BRADFIELD RICHARDS RHODES AND ASSOCIATES, ARCHITECTS, INC.
1040 CROWN POINTE PARKWAY
SUITE 550
ATLANTA, GEORGIA 30338

THOMAS RHODES, PRINCIPAL
678.990.5656
TRHODES@BRR-ARCHITECTS.COM

MECHANICAL / PLUMBING ENGINEER:
JHE ENGINEERS, LLC
5014 KINGSBRIDGE PASS
POWDER SPRINGS, GEORGIA 30127

JUSTIN HARDY, PE
678.234.8156
JUSTIN@HLMPEP.COM

ELECTRICAL ENGINEER:
JHE ENGINEERS, LLC
5014 KINGSBRIDGE PASS
POWDER SPRINGS, GEORGIA 30127

GUIDO ALVAREZ, PE
954.864.2147
GUIDO@HLMPEP.COM

OWNER:
SOUTH RIDGE CHURCH
FREDERICKSBURG, VA

JEFF GEYER
469.713.7970

APPLICABLE CODES

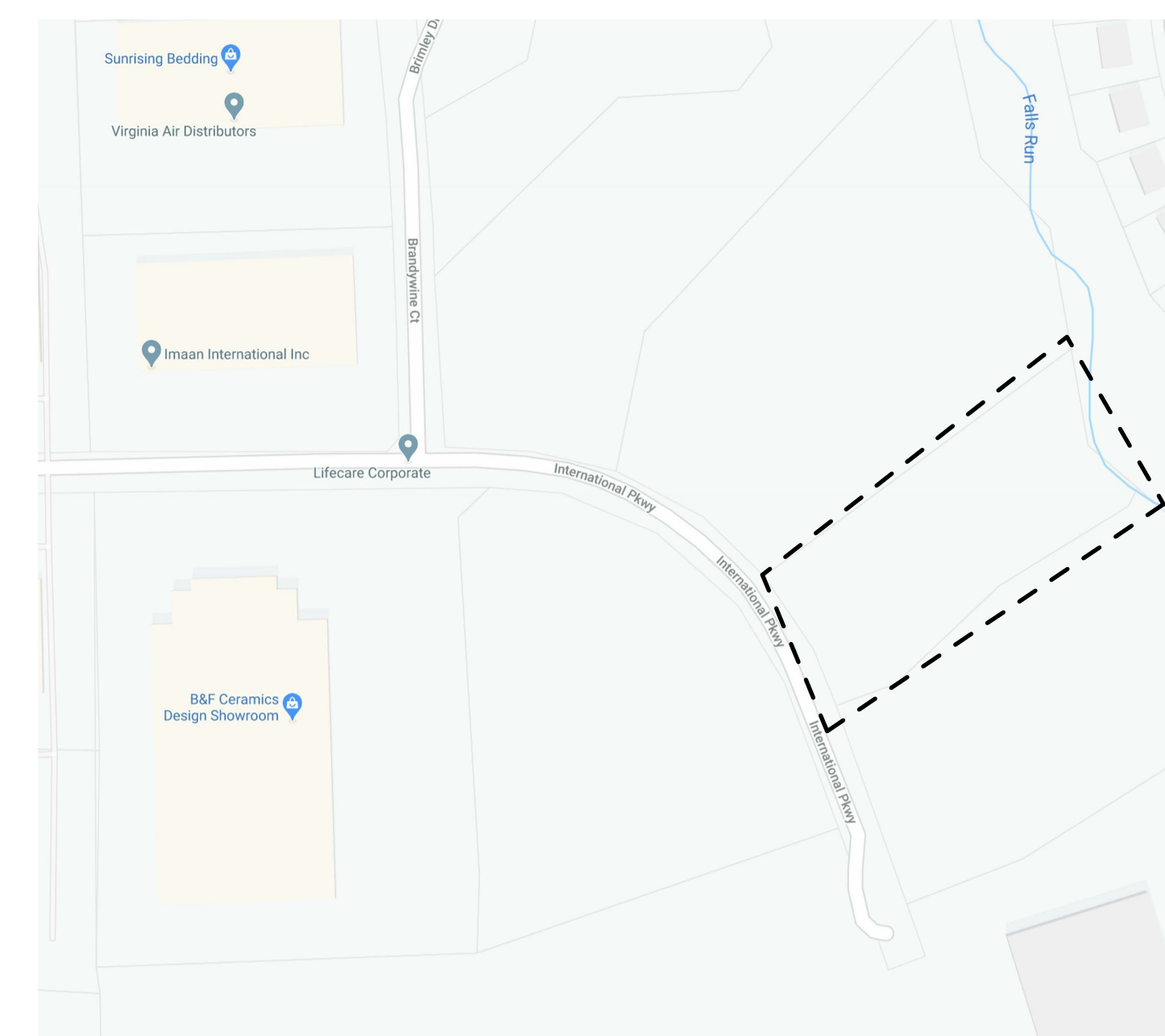
BUILDING CODES APPLICABLE TO THIS PROJECT INCLUDE, BUT ARE NOT LIMITED TO THE FOLLOWING:

- BUILDING CODE: 2015 Virginia Construction Code
- LIFE SAFETY: NFPA 101 Life Safety 2012
- FIRE CODE: 2015 Virginia Statewide Fire Prevention Code
- ENERGY CODE: 2015 Virginia Energy Conservation Code
- MECHANICAL CODE: 2015 Virginia Mechanical Code
- ELECTRICAL CODE: 2014 National Electrical Code (NFPA 70)
- PLUMBING: 2015 Virginia Plumbing Code
- FUEL & GAS CODE: 2015 Virginia Fuel Gas Code
- ACCESSIBILITY CODE: 2010 ADA Standards for Accessible Design

PROJECT DATA

- OCCUPANCY CLASSIFICATION: A-3
- OCCUPANT LOAD: 590 TOTAL OCCUPANTS
- BUILDING AREA: 11,000 GROSS SQUARE FEET
- BUILDING HEIGHT AND AREA MODIFICATIONS: UNLIMITED AREA
- CONSTRUCTION TYPE: TYPE III-B - SPRINKLED
- FIRE PROTECTION OF STRUCTURAL ELEMENTS: NOT REQUIRED PER CONSTRUCTION TYPE
- FIRE PROTECTION REQUIREMENTS: NOT REQUIRED PER 2015 VIRGINIA CONSTRUCTION CODE 2015 TABLE 1020.1

LOCATION



INDEX OF DRAWINGS	
NO.	SHEET NAME
GENERAL	
G0	COVERSHEET
L-1	LIFE SAFETY
ARCHITECTURAL	
A0.1	SITE PLAN
A0.2	SLAB PLAN
A0.3	DUMPSTER DETAILS
A1.0	FLOOR PLAN - MAIN LEVEL
A1.1	FLOOR PLAN - MECHANICAL MEZZANINE
A1.3	ROOF PLAN
A2.1	REFLECTED CEILING PLAN - MAIN LEVEL
A3.1	EXTERIOR ELEVATIONS
A3.2	BUILDING SECTIONS
A4.1	BATHROOM ELEVATIONS AND DETAILS
A4.2	INTERIOR ELEVATIONS AND DETAILS
A4.3	INTERIOR ELEVATIONS AND DETAILS
A7.1	PARTITION TYPES
A9.1	DOOR SCHEDULE AND DETAILS
A9.2	STOREFRONT AND WINDOW DETAILS
A9.1	FINISH SCHEDULE
A9.2	FINISH PLAN
MECHANICAL	
M001	MECHANICAL AND PLUMBING SPECIFICATIONS
M002	MECHANICAL SCHEDULES AND DETAILS
M101	MECHANICAL FLOOR PLAN
M102	MECHANICAL PERSPECTIVE PLAN
ELECTRICAL	
E000	ELECTRICAL LEGEND/SPECS
E101	POWER PLAN
E201	LIGHTING PLAN
E301	HVAC POWER PLAN
E401	ELECTRICAL RISER AND DETAILS
E501	ELECTRICAL PANELS AND SCHEDULES
PLUMBING	
P001	PLUMBING SCHEDULE AND DETAILS
P100	PLUMBING FLOOR PLAN
P101	PLUMBING FLOOR PLAN OVERHEAD
P102	PLUMBING RISER DIAGRAMS

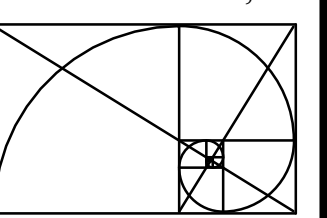
REVISIONS		
No.	Description	Date

Job Number: 2002-00
Date: 03/07/20
Drawn By: ---
Checked By: TJR
CAD File:

COPYRIGHT 2020
THOMAS J. RHODES, A.I.A.
REPRODUCTION OF THIS COPYRIGHTED MATERIAL IS NOT PERMITTED WITHOUT EXPRESSED CONSENT OF THOMAS J. RHODES, A.I.A.

COVERSHEET
SOUTH RIDGE
(LOT #) INTERNATIONAL PARKWAY
FREDRICKSBURG, VA 22406

BRADFIELD RICHARDS RHODES & ASSOCIATES ARCHITECTS, Inc



1040 CROWN POINTE PKWY.
SUITE FIVE HUNDRED FIFTY
ATLANTA, GEORGIA 30338
TEL. 678.990.5656
FAX 678.990.5858

G0

LIFE SAFETY - OVERALL					
Number	Name	Area	Occupancy	SF Per Person	Occupancy Load
100 - MAIN					
104	AUDITORIUM	2167 SF	ASSEMBLY (CONCENTRATED)	7	310
105	F.O.H.	53 SF	ASSEMBLY	15	4
106	PLATFORM	605 SF	ASSEMBLY	15	41
107	GREEN ROOM	153 SF	ASSEMBLY	15	11
108	CHECK IN	174 SF	BUSINESS	100	2
110	STUDIO	278 SF	ASSEMBLY	15	19
114	AVL. / ELECTRICAL	152 SF	ASSEMBLY	15	11
115	STARTING POINT	231 SF	BUSINESS	100	3
116	SRVNG.	107 SF	BUSINESS	100	2
					403

200 - PRESCHOOL					
202	PRESCHOOL CLASSROOM	220 SF	ASSEMBLY	15	15
204	PRESCHOOL CLASSROOM	252 SF	ASSEMBLY	15	17
207	PRESCHOOL CLASSROOM	330 SF	ASSEMBLY	15	22
					54

300 - ELEMENTARY					
302	ELEM. CLASSROOM	166 SF	ASSEMBLY	15	12
303	ELEM. CLASSROOM	164 SF	ASSEMBLY	15	12
305	ELEM. CLASSROOM	176 SF	ASSEMBLY	15	12
307	PLAYGROUND	922 SF	ASSEMBLY	15	62
					98

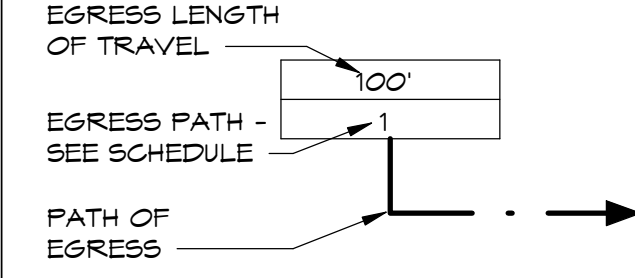
400 - MIDDLE SCHOOL / HIGH SCHOOL					
402	MS / HS CLASSROOM	267 SF	ASSEMBLY	15	18
403	MS / HS CLASSROOM	266 SF	ASSEMBLY	15	18
					36
TOTAL OCCUPANT LOAD					591

FIXTURE REQUIREMENTS					
TOTAL OCCUPANCY	MENS WC REQUIRED	WOMEN WC REQUIRED	LAVATORIES REQUIRED	DRINKING FOUNTAINS REQUIRED	SERVICE SINK REQUIRED
590	2	4	3	1	1

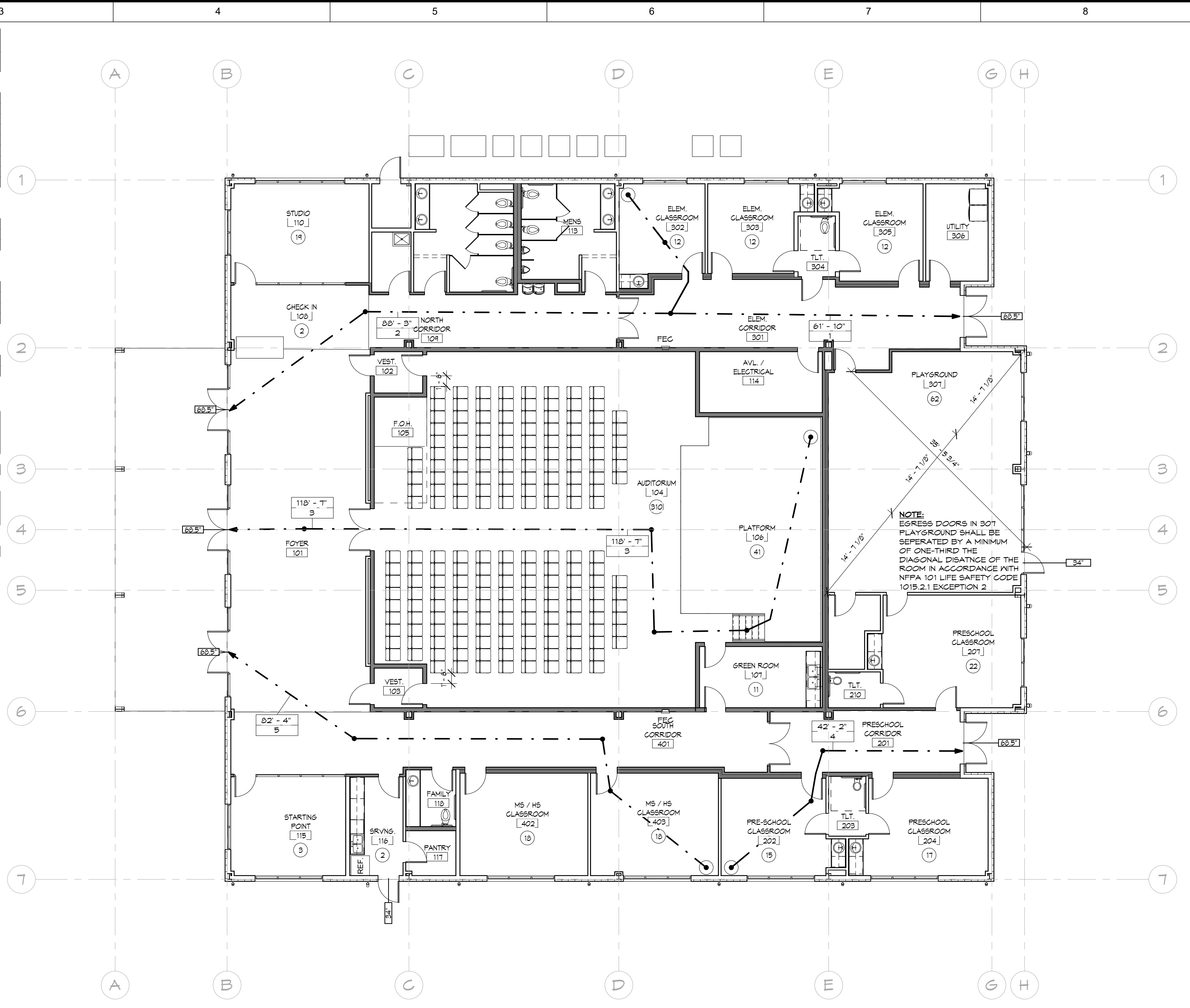
MENS WC PROVIDED						WOMENS WC PROVIDED						LAVATORIES PROVIDED			DRINKING FOUNTAIN PROVIDED			SERVICE SINK PROVIDED		
Count	Fixture Type	Count	Fixture Type	Count	Fixture Type	Count	Fixture Type	Count	Fixture Type	Count	Fixture Type	Count	Fixture Type	Count	Fixture Type	Count	Fixture Type	Count	Fixture Type	
2	WC	6	WC	13	Lavatory	2	Drinking Fountain	1	Service Sink											

EGRESS REQUIREMENTS:			
TOTAL OCCUPANCY: 590	X 0.2" PER OCCUPANT	118" REQUIRED	445" PROVIDED
(3) 68.5" AT FOYER + (1) 68.5" AT STUDENT CORRIDOR + (1) 68.5" AT WAUMBALAND CORRIDOR + (2) 34" AT WAUMBALAND CLASSROOM 1 + (1) 34" AT STARTING POINT			

LIFE SAFETY - EGRESS LEGEND



PATH OF TRAVEL SCHEDULE		
MARK	FROM ROOM	LENGTH
1	ELEM. CLASSROOM 302	61' - 10 1/2"
2	ELEM. CLASSROOM 302	88' - 3"
3	PLATFORM 106	118' - 1"
4	PRESCHOOL CLASSROOM 202	42' - 2 1/2"
5	MS / HS CLASSROOM 403	82' - 4 1/2"



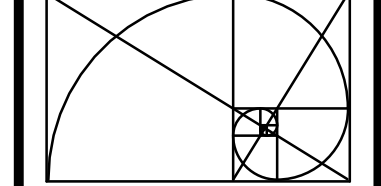
REVISIONS		
No.	Description	Date

Job Number: 2002-00
 Date: 02/05/20
 Drawn By: Author
 Checked By: TJR
 CAD File:

COPYRIGHT 2020
 THOMAS J. RHODES, A.L.A.
 REPRODUCTION OF THIS COPYRIGHTED MATERIAL IS NOT PERMITTED WITHOUT EXPRESSED CONSENT OF THOMAS J. RHODES, A.L.A.

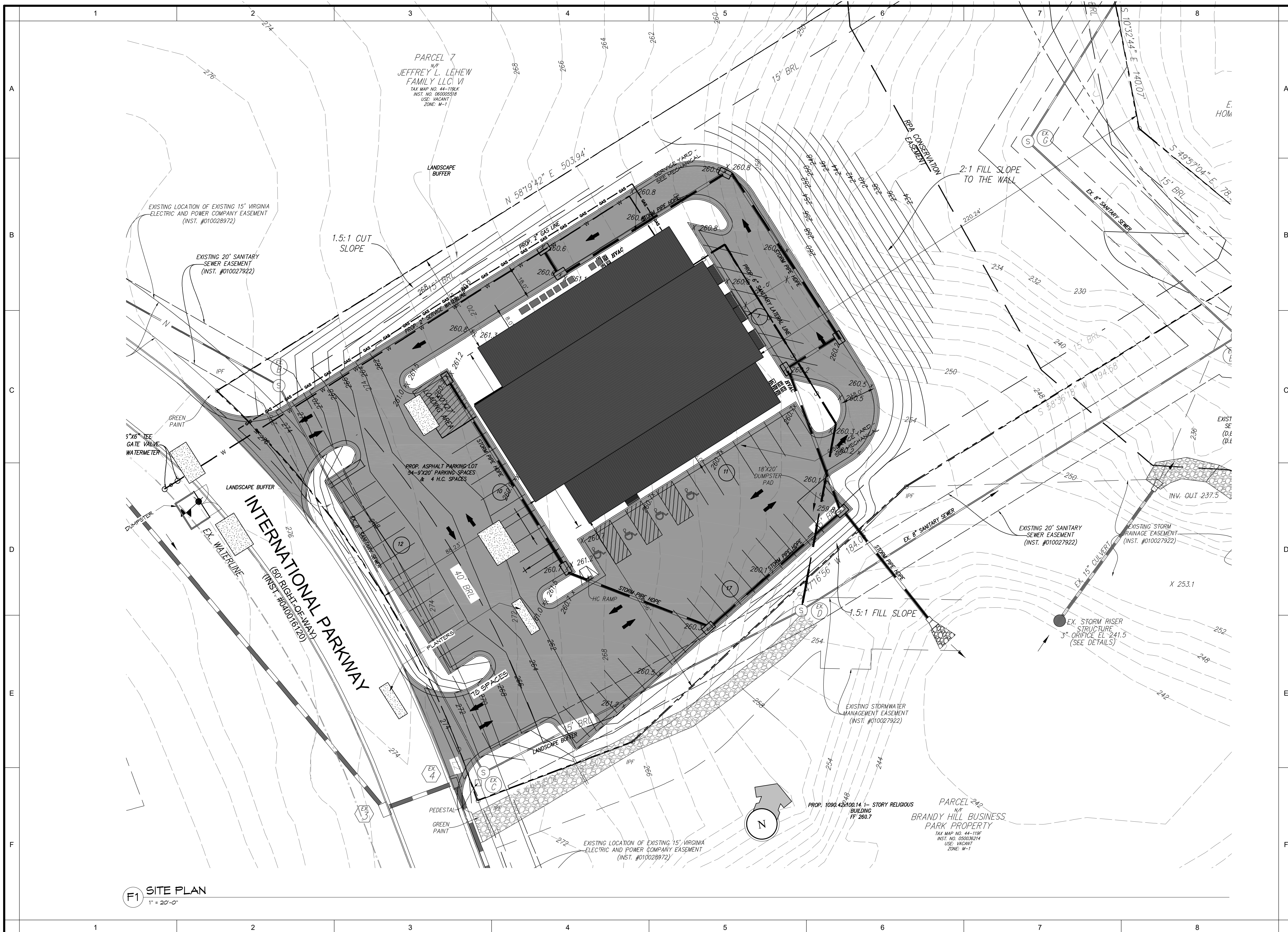
LIFE SAFETY
 SOUTH RIDGE
 INTERNATIONAL PARKWAY
 FREDRICKSBURG, VA 22406

BRADFIELD RICHARDS RHODES & ASSOCIATES ARCHITECTS, Inc.



1040 CROWN POINTE PKWY.
 SUITE FIVE HUNDRED FIFTY
 ATLANTA, GEORGIA 30338
 TEL. 678.990.5656
 FAX 678.990.5858

E3 LIFE SAFETY PLAN
 1/8" = 1'-0"



F1 SITE PLAN
1" = 20'-0"

REVISIONS		
No.	Description	Date

Job Number:	2002-00
Date:	02/03/20
Drawn By:	Author
Checked By:	TJR
CAD File:	

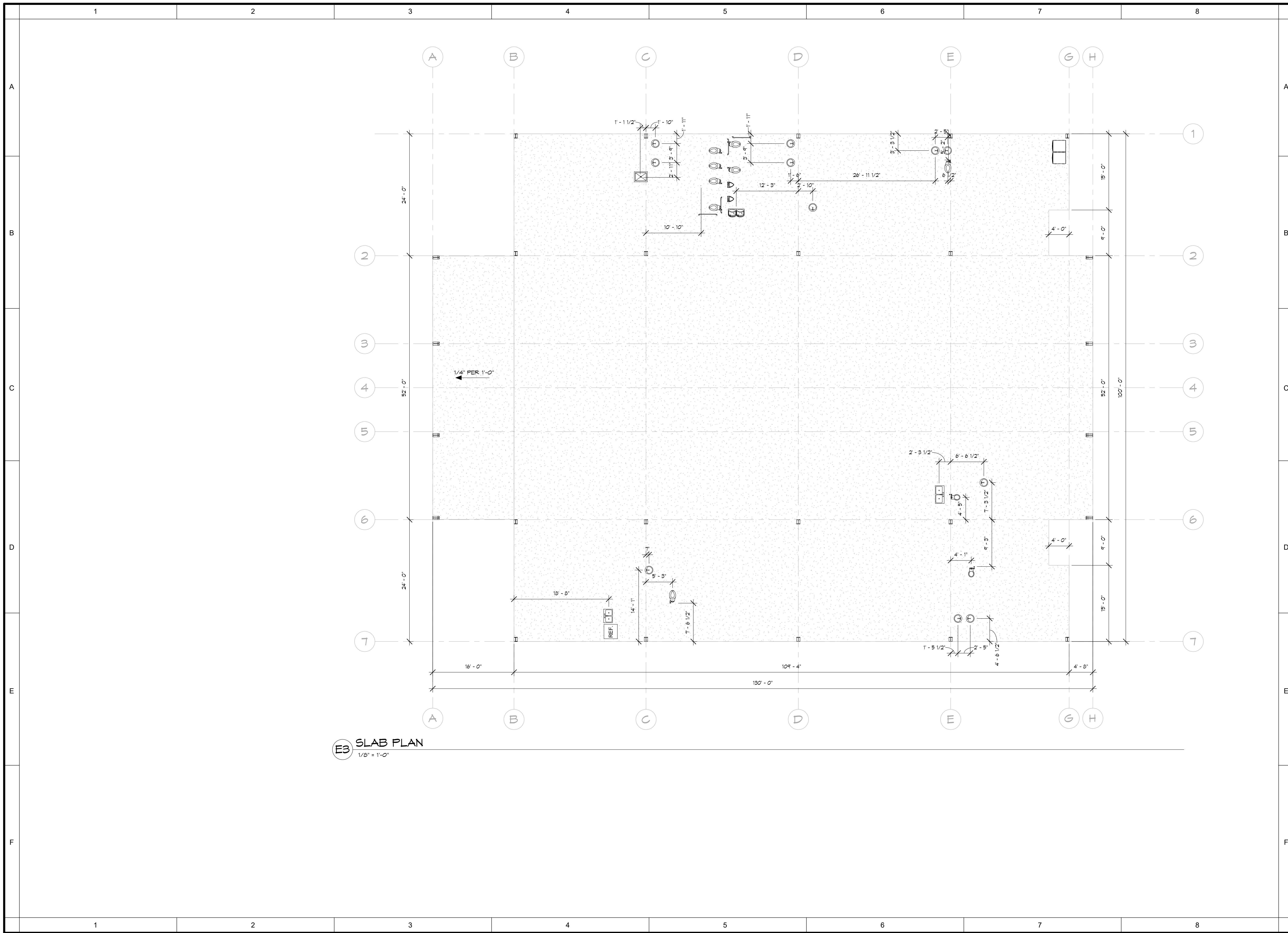
COPYRIGHT 2020
THOMAS J. RHODES, A.L.A.
 REPRODUCTION OF THIS COPYRIGHTED MATERIAL IS NOT PERMITTED WITHOUT EXPRESS CONSENT OF THOMAS J. RHODES, A.L.A.

SITE PLAN
 SOUTH RIDGE
 (LOT #1) INTERNATIONAL PARKWAY
 FREDRICKSBURG, VA 22406

BRADFIELD RICHARDS RHODES & ASSOCIATES ARCHITECTS, Inc.

1040 CROWN POINTE PKWY.
 SUITE FIVE HUNDRED FIFTY
 ATLANTA, GEORGIA 30338
 TEL. 678.990.5656
 FAX 678.990.5858

A0.1



E3 SLAB PLAN
 1/8" = 1'-0"

REVISIONS		
No.	Description	Date

Job Number: 2002-00
 Date: 02/12/20
 Drawn By: Author
 Checked By: TJR
 CAD File:


COPYRIGHT 2020
 THOMAS J. RHODES, A.L.A.
 REPRODUCTION OF THIS COPYRIGHTED MATERIAL IS NOT PERMITTED WITHOUT EXPRESSED CONSENT OF THOMAS J. RHODES, A.L.A.

SLAB PLAN
 SOUTH RIDGE
 (LOT #) INTERNATIONAL PARKWAY
 FREDRICKSBURG, VA 22406

BRADFIELD RICHARDS RHODES & ASSOCIATES ARCHITECTS, Inc.

1040 CROWN POINTE PKWY.
 SUITE FIVE HUNDRED FIFTY
 ATLANTA, GEORGIA 30338
 TEL. 678.990.5656
 FAX 678.990.5858

A0.2



C1 DUMPSTER PLAN
3/8" = 1'-0"

C3 SECTION
1/2" = 1'-0"

C5 SECTION
1/2" = 1'-0"

C7 SECTION
1/2" = 1'-0"

F1 FRONT ELEVATION
3/8" = 1'-0"

F3 REAR ELEVATION
3/8" = 1'-0"

F5 SIDE ELEVATION
3/8" = 1'-0"

F7 SIDE ELEVATION
3/8" = 1'-0"

REVISIONS		
No.	Description	Date

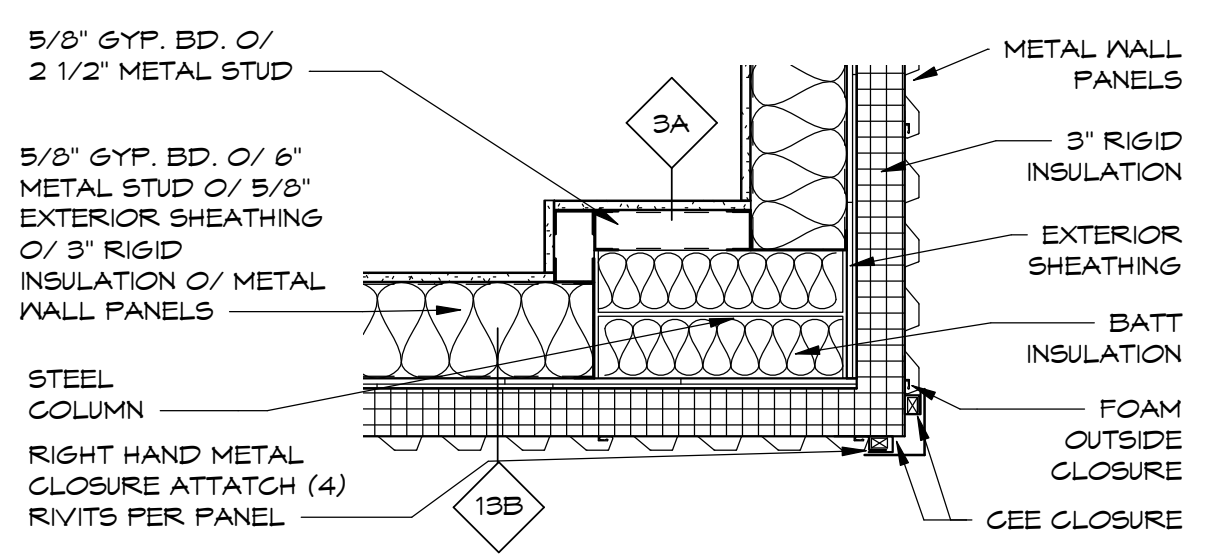
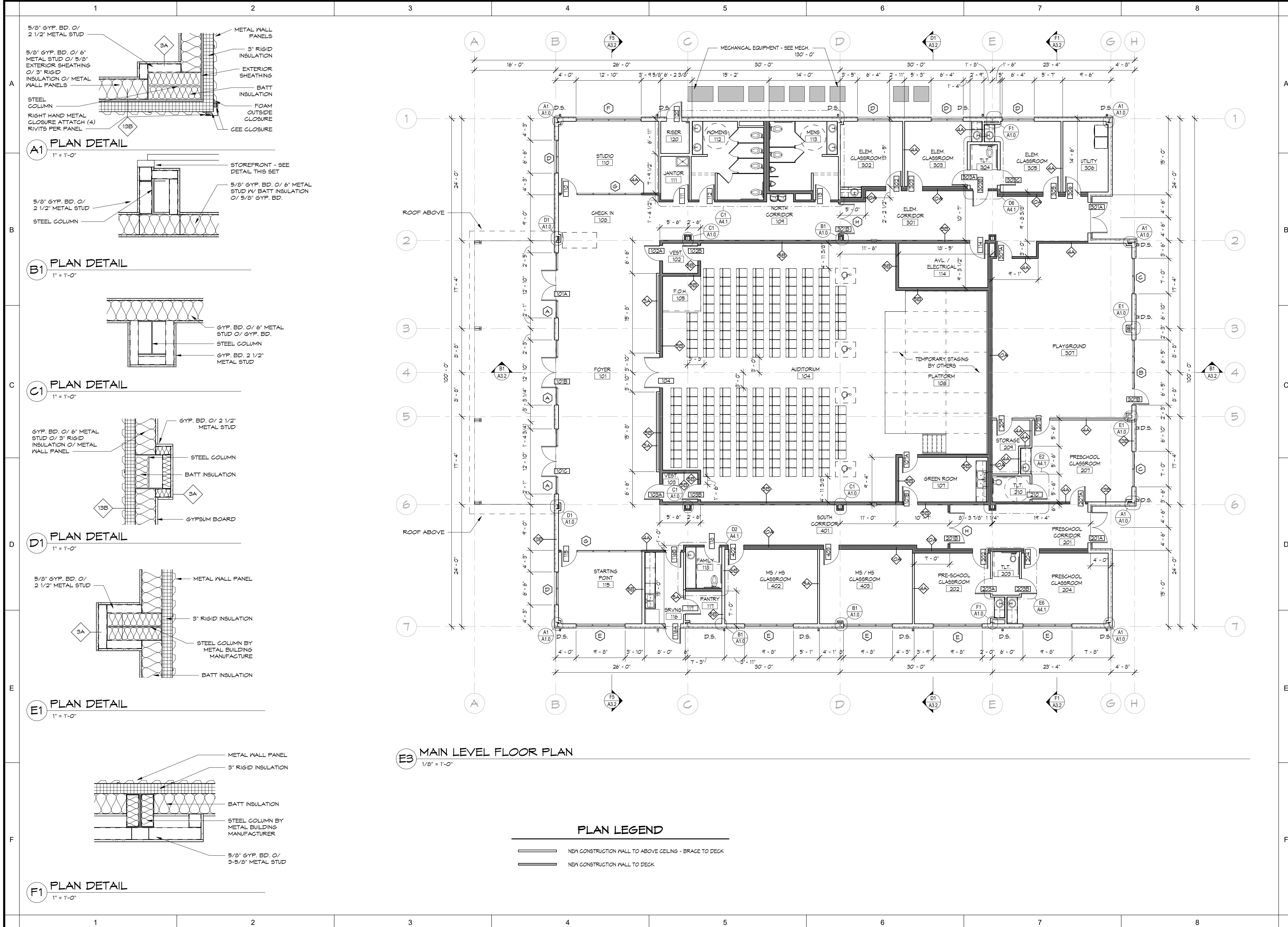
Job Number: 2002-00
Date: 01/21/20
Drawn By: Author
Checked By: TJR
CAD File:

COPYRIGHT 2020
THOMAS J. RHODES, A.L.A.
REPRODUCTION OF THIS COPYRIGHTED MATERIAL IS NOT PERMITTED WITHOUT EXPRESSED CONSENT OF THOMAS J. RHODES, A.L.A.

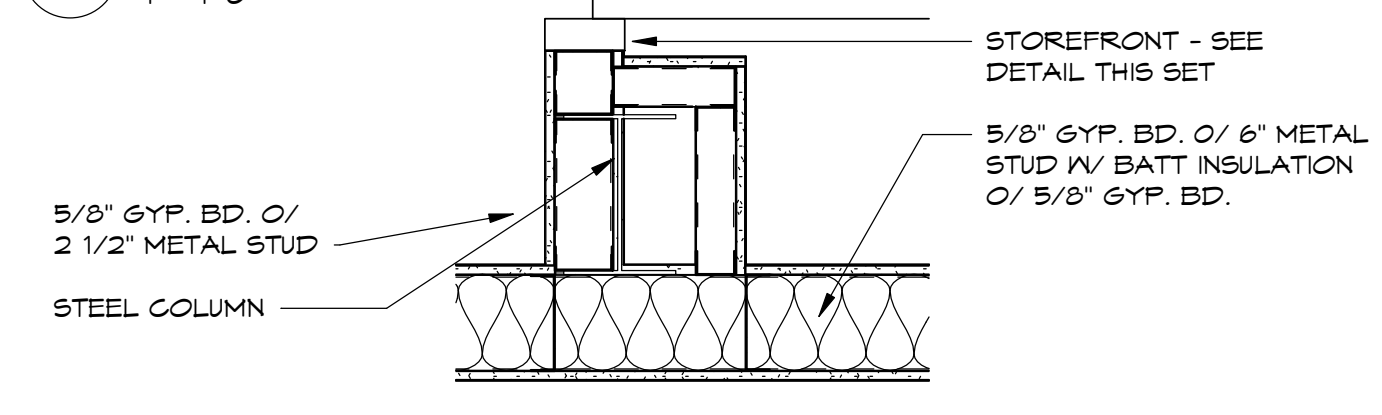
DUMPSTER DETAILS
SOUTH RIDGE
(LOT #) INTERNATIONAL PARKWAY
FREDRICKSBURG, VA 22406

BRADFIELD RICHARDS RHODES & ASSOCIATES ARCHITECTS, Inc.
1040 CROWN POINTE PKWY.
SUITE FIVE HUNDRED FIFTY
ATLANTA, GEORGIA 30338
TEL. 678.990.5656
FAX 678.990.5858

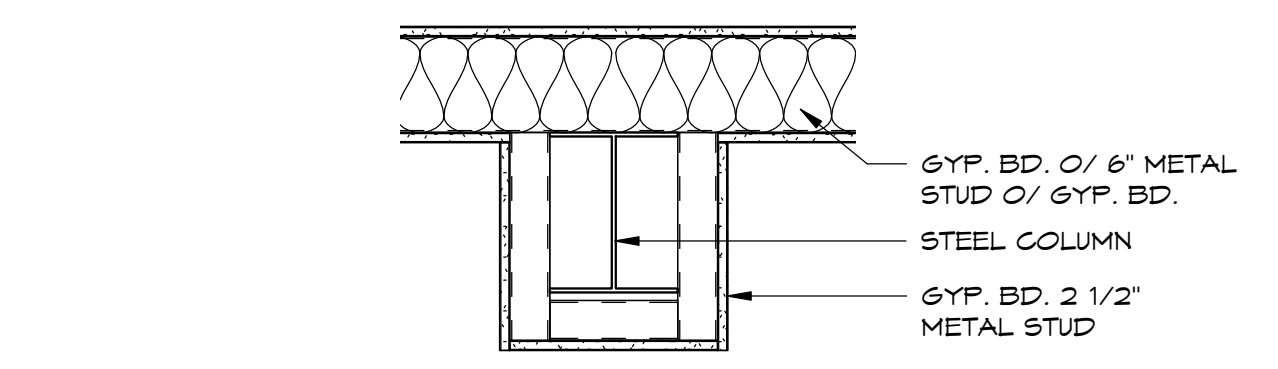
A0.3



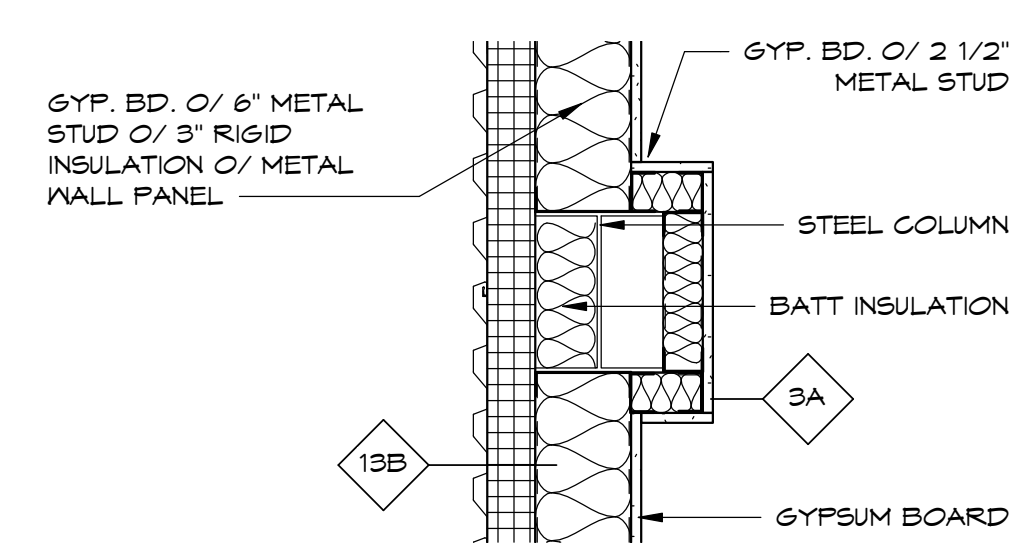
A1 PLAN DETAIL
1" = 1'-0"



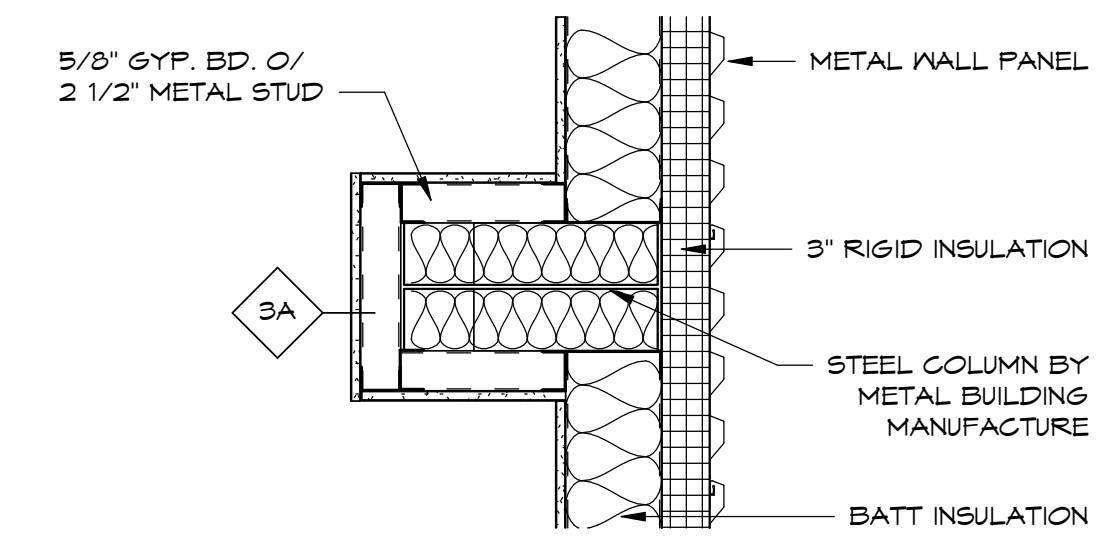
B1 PLAN DETAIL
1" = 1'-0"



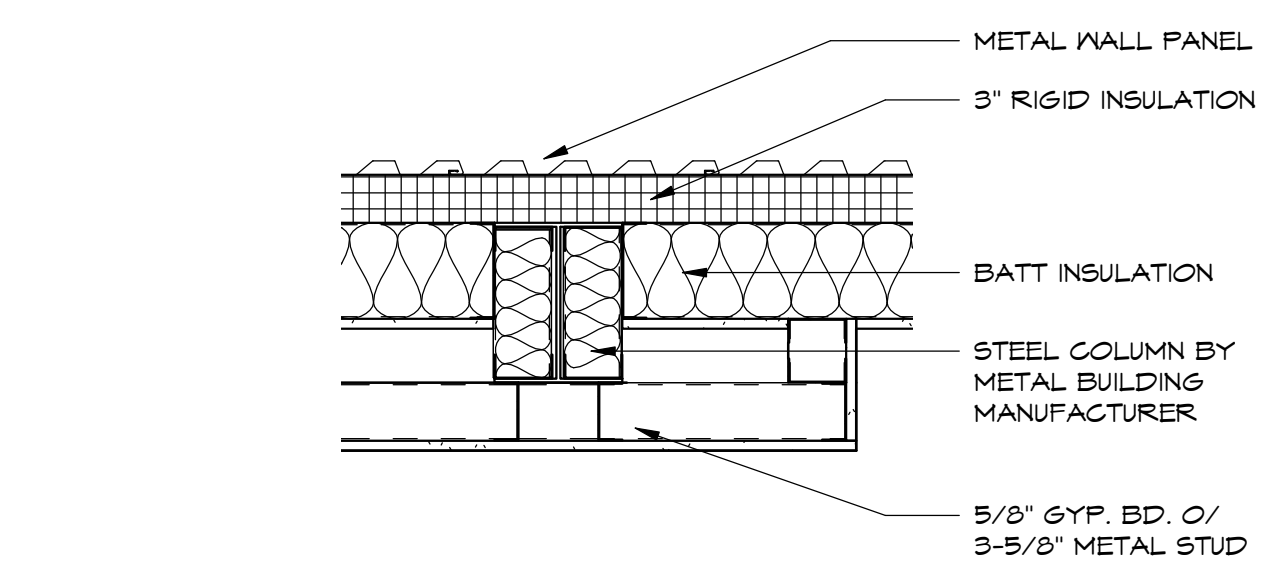
C1 PLAN DETAIL
1" = 1'-0"



D1 PLAN DETAIL
1" = 1'-0"



E1 PLAN DETAIL
1" = 1'-0"



F1 PLAN DETAIL
1" = 1'-0"

E3 MAIN LEVEL FLOOR PLAN
1/8" = 1'-0"

PLAN LEGEND

- NEW CONSTRUCTION WALL TO ABOVE CEILING - BRACE TO DECK
- NEW CONSTRUCTION WALL TO DECK

REVISIONS		
No.	Description	Date

Job Number:	2002-00
Date:	03/01/20
Drawn By:	Author
Checked By:	TJR
CAD File:	

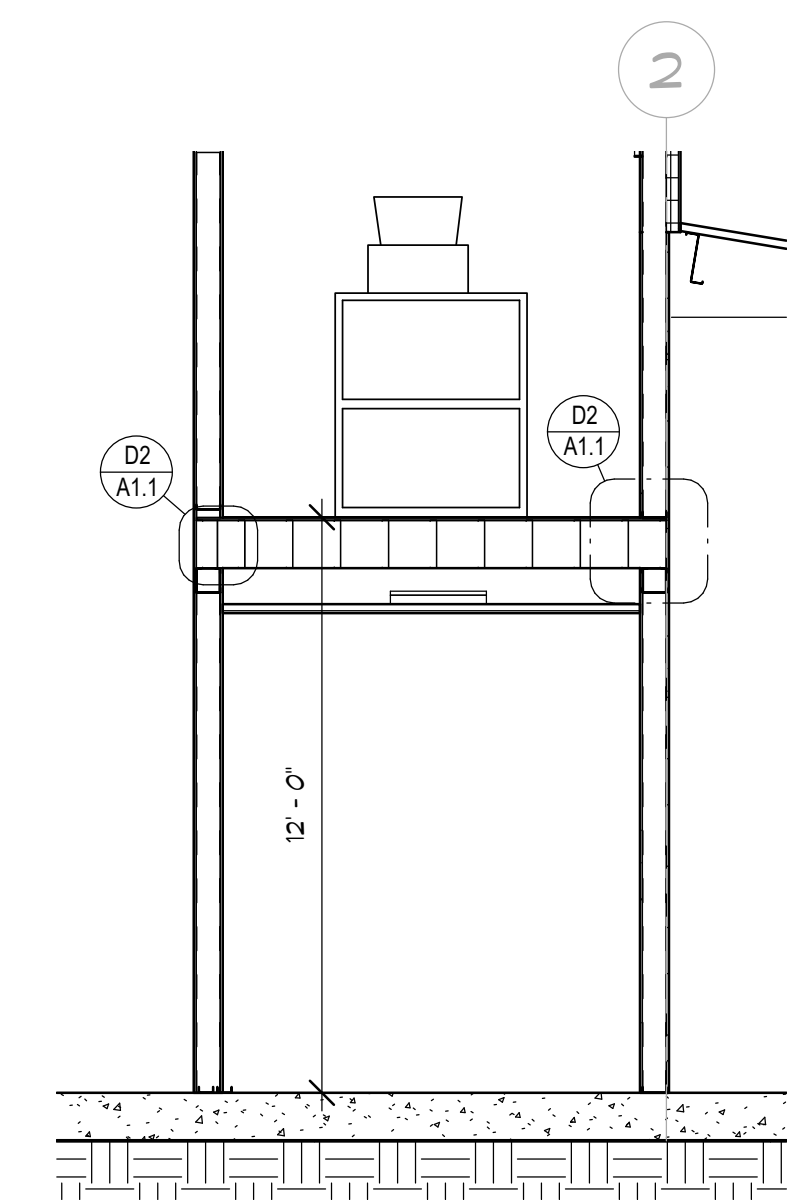
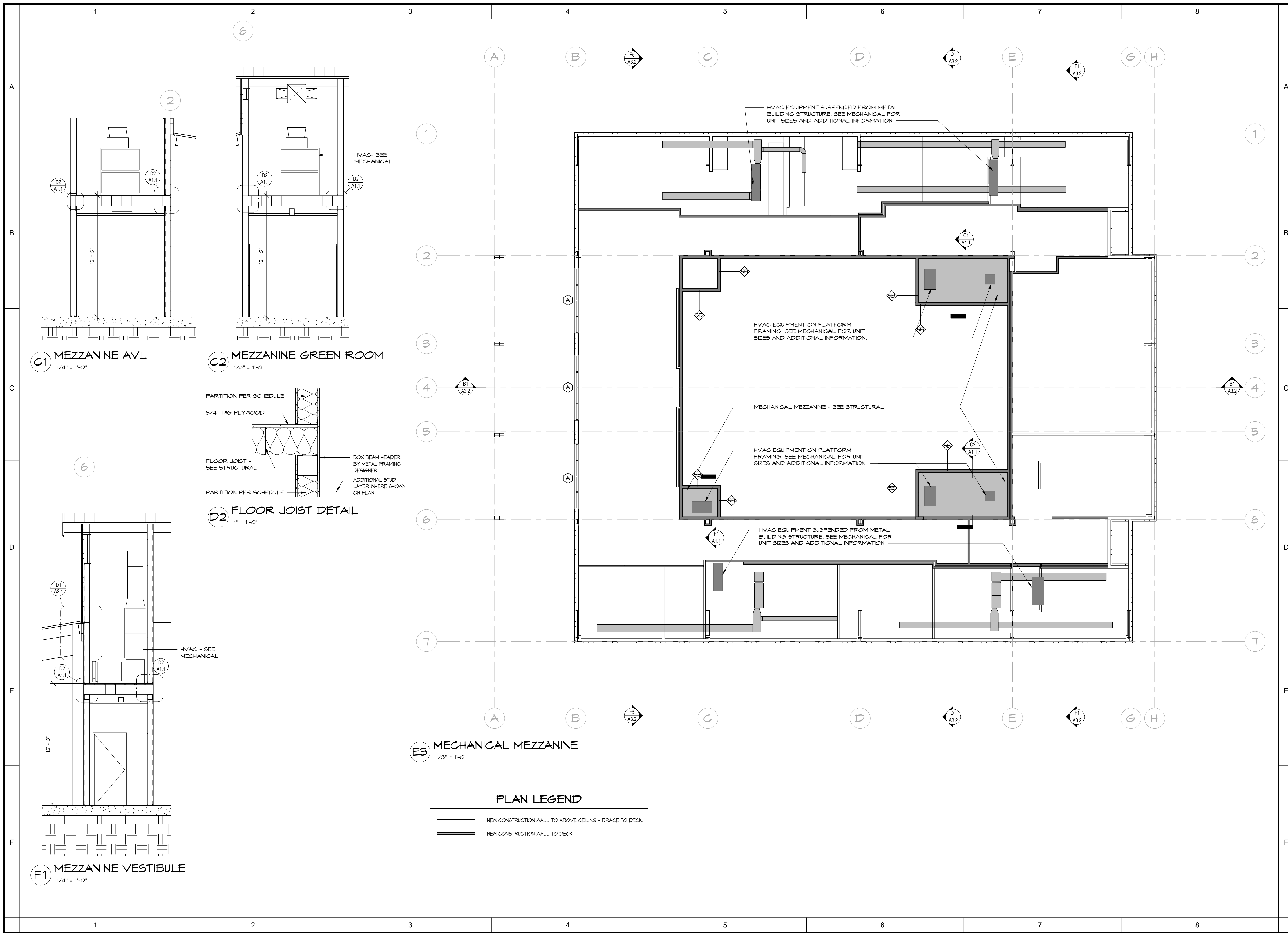
COPYRIGHT 2020
 THOMAS J. RHODES, A.L.A.
 REPRODUCTION OF THIS COPYRIGHTED MATERIAL
 IS NOT PERMITTED WITHOUT EXPRESSED CONSENT
 OF THOMAS J. RHODES, A.L.A.

FLOOR PLAN - MAIN LEVEL
 SOUTH RIDGE
 (LOT #) INTERNATIONAL PARKWAY
 FREDRICKSBURG, VA 22406

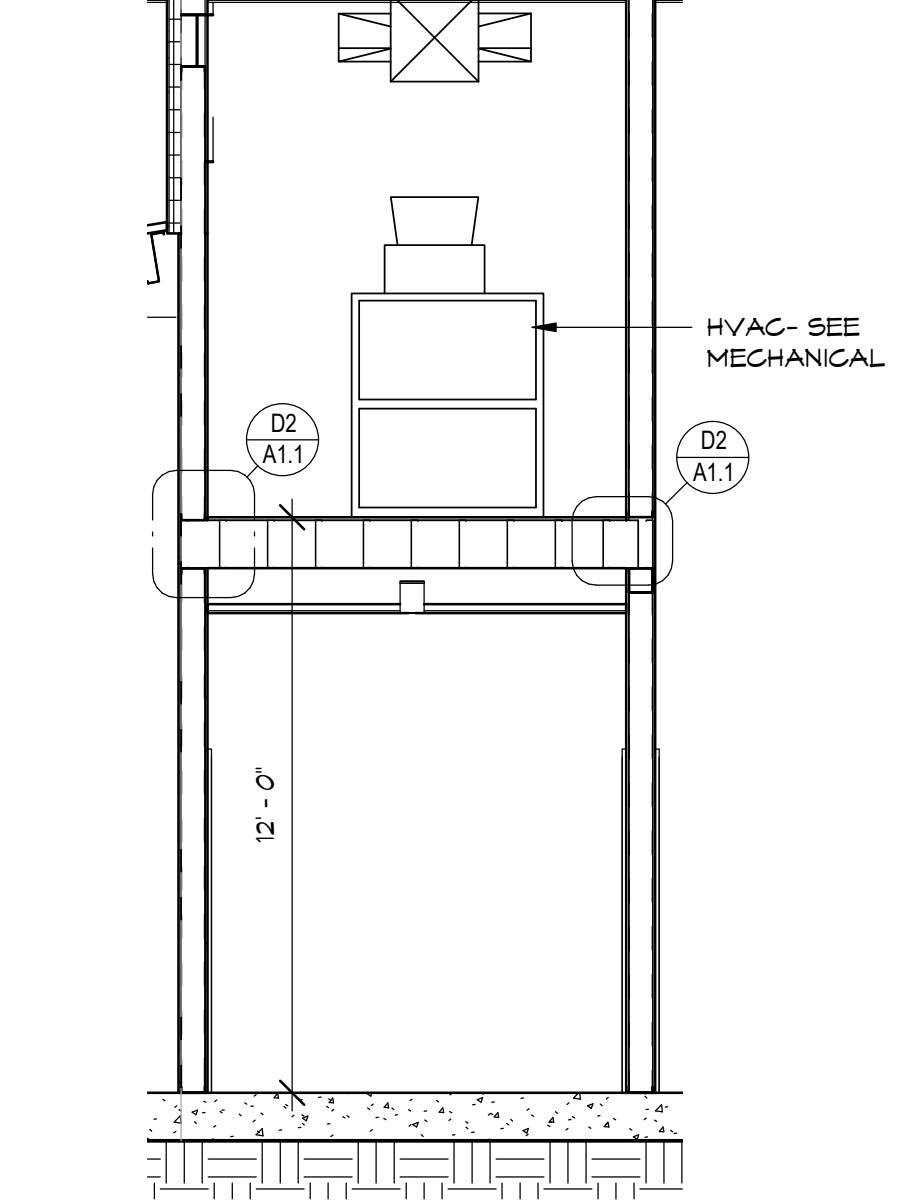
BRADFIELD RICHARDS & RHODES ASSOCIATES ARCHITECTS, Inc.

1040 CROWN POINTE PKWY.
 SUITE FIVE HUNDRED FIFTY
 ATLANTA, GEORGIA 30338
 TEL. 678.990.5656
 FAX 678.990.5858

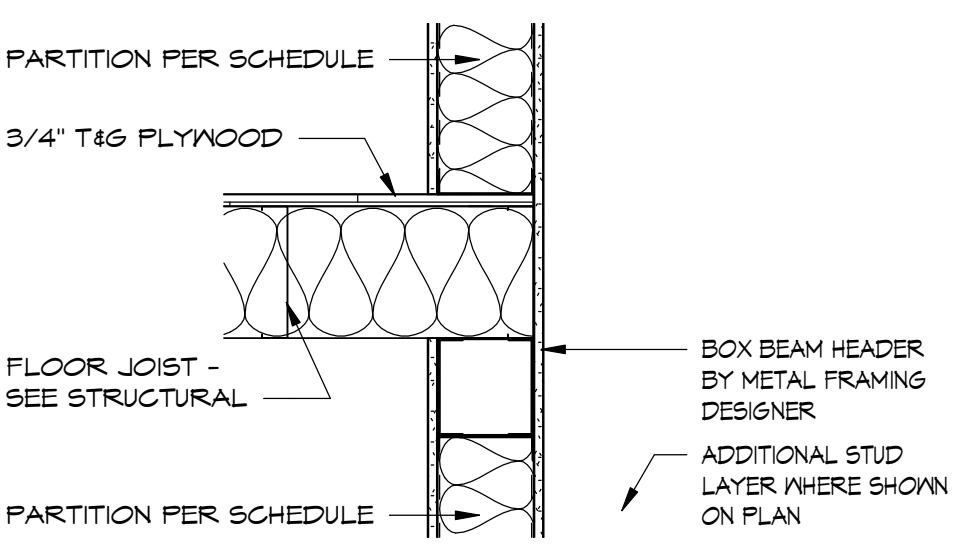
A1.0



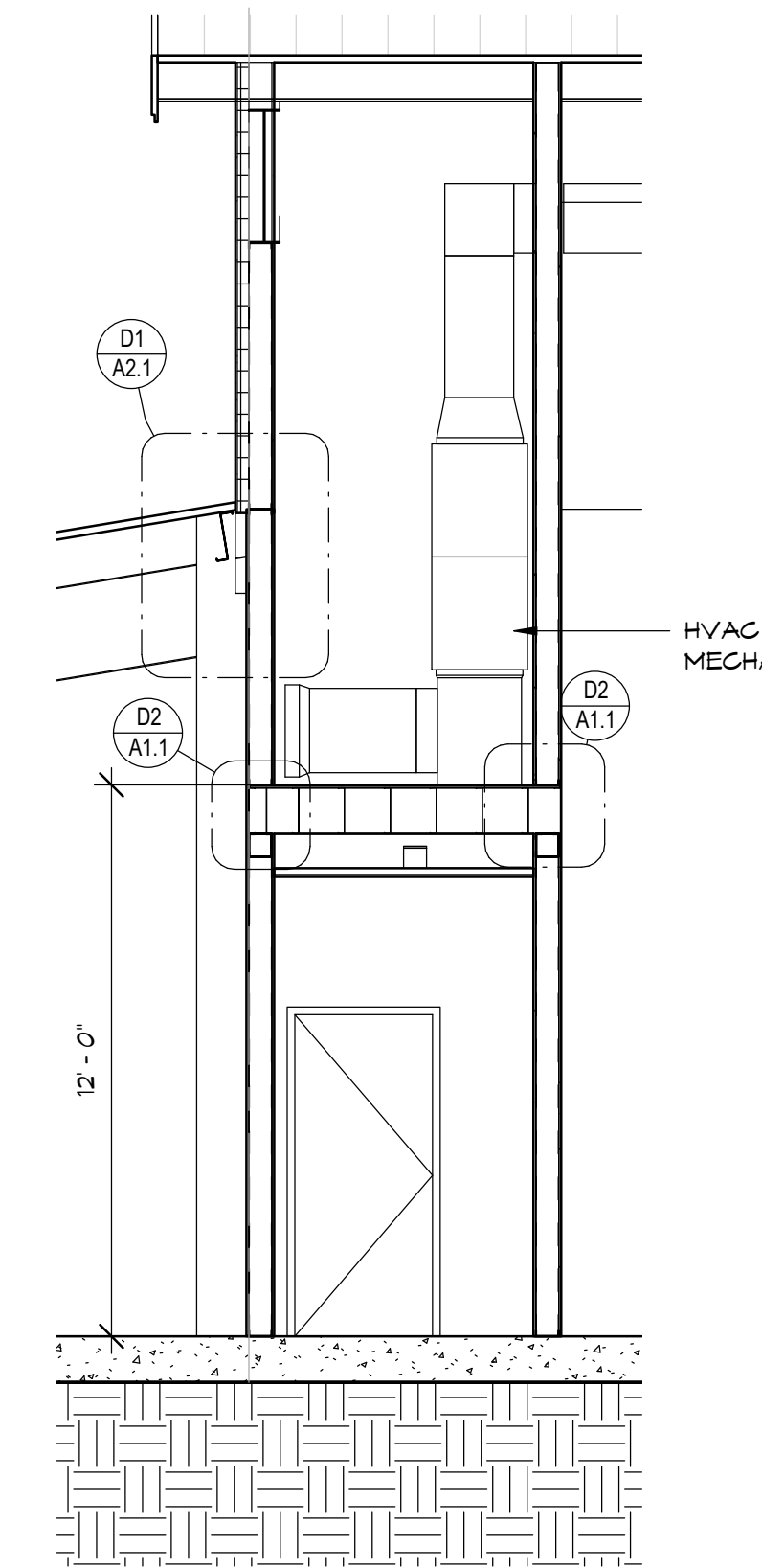
C1 MEZZANINE AVL
1/4" = 1'-0"



C2 MEZZANINE GREEN ROOM
1/4" = 1'-0"



D2 FLOOR JOIST DETAIL
1" = 1'-0"



F1 MEZZANINE VESTIBULE
1/4" = 1'-0"

E3 MECHANICAL MEZZANINE
1/8" = 1'-0"

PLAN LEGEND

- NEW CONSTRUCTION WALL TO ABOVE CEILING - BRACE TO DECK
- NEW CONSTRUCTION WALL TO DECK

REVISIONS		
No.	Description	Date

Job Number: 2002-00
Date: 04/15/20
Drawn By: Author
Checked By: TJR
CAD File:

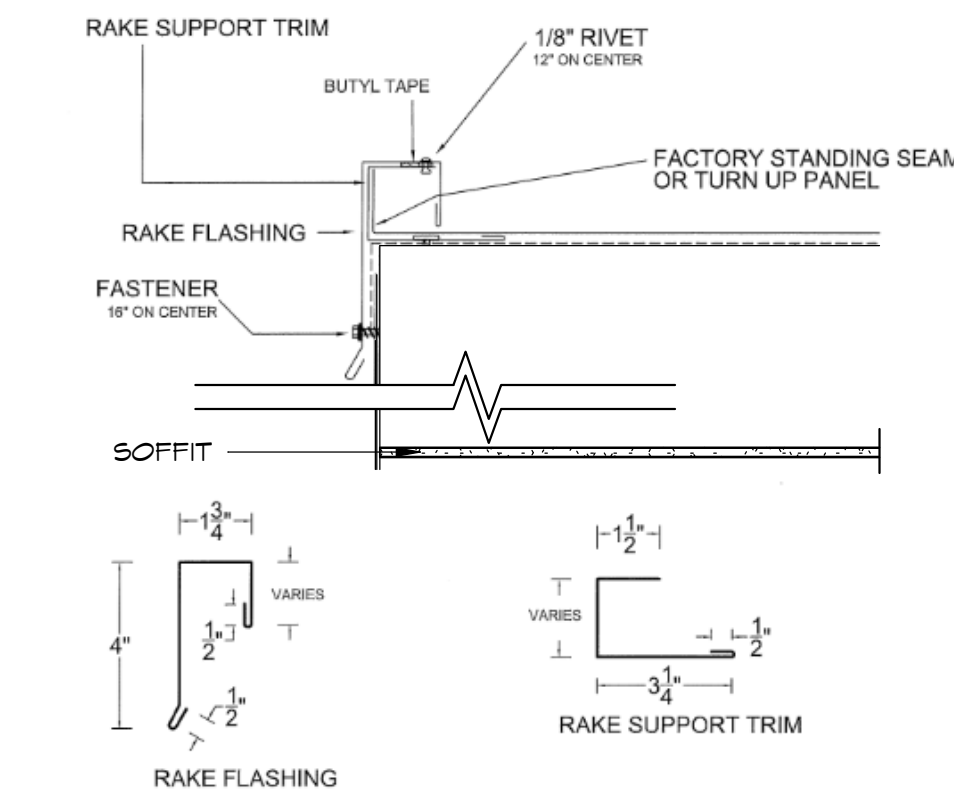
COPYRIGHT 2020
THOMAS J. RHODES, A.L.A.
REPRODUCTION OF THIS COPYRIGHTED MATERIAL IS NOT PERMITTED WITHOUT EXPRESSED CONSENT OF THOMAS J. RHODES, A.L.A.

FLOOR PLAN - MECHANICAL MEZZANINE
SOUTH RIDGE
(LOT #1) INTERNATIONAL PARKWAY
FREDRICKSBURG, VA 22406

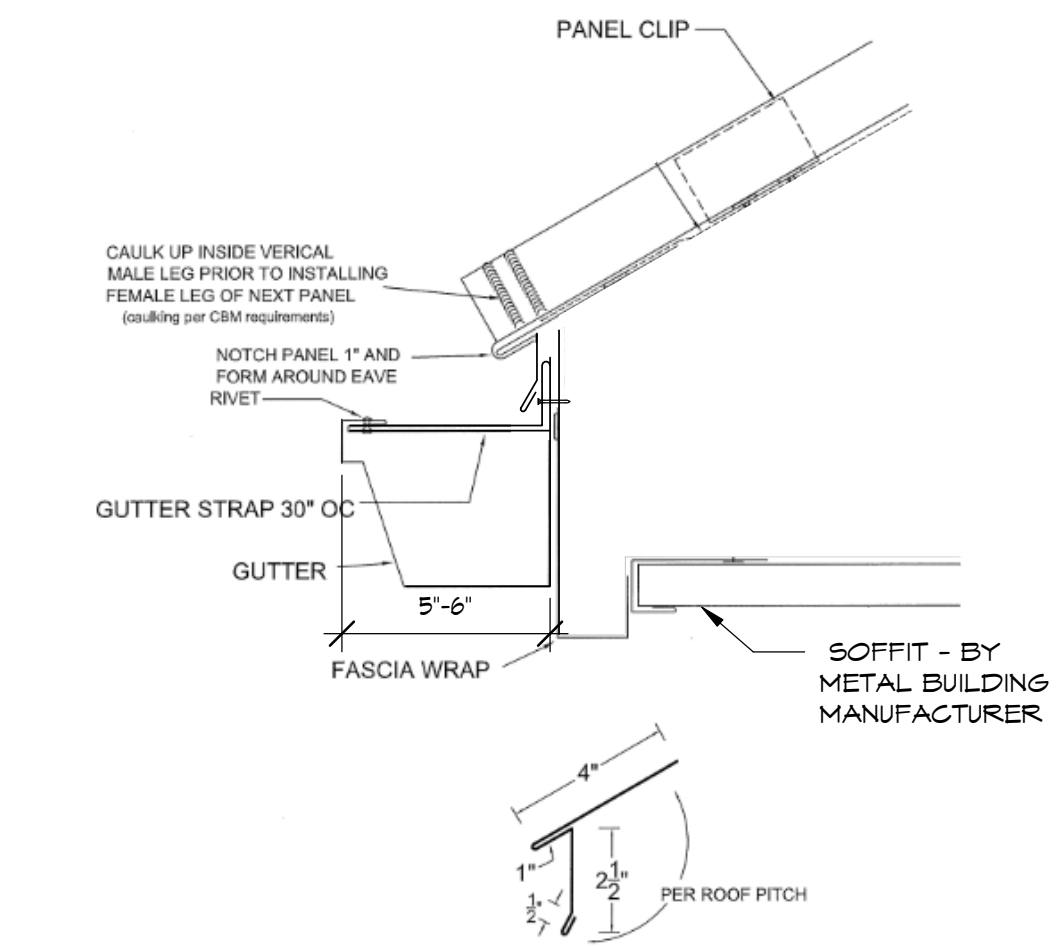
BRADFIELD RICHARDS RHODES & ASSOCIATES ARCHITECTS, Inc.

1040 CROWN POINTE PKWY.
SUITE FIVE HUNDRED FIFTY
ATLANTA, GEORGIA 30338
TEL. 678.990.5656
FAX 678.990.5858

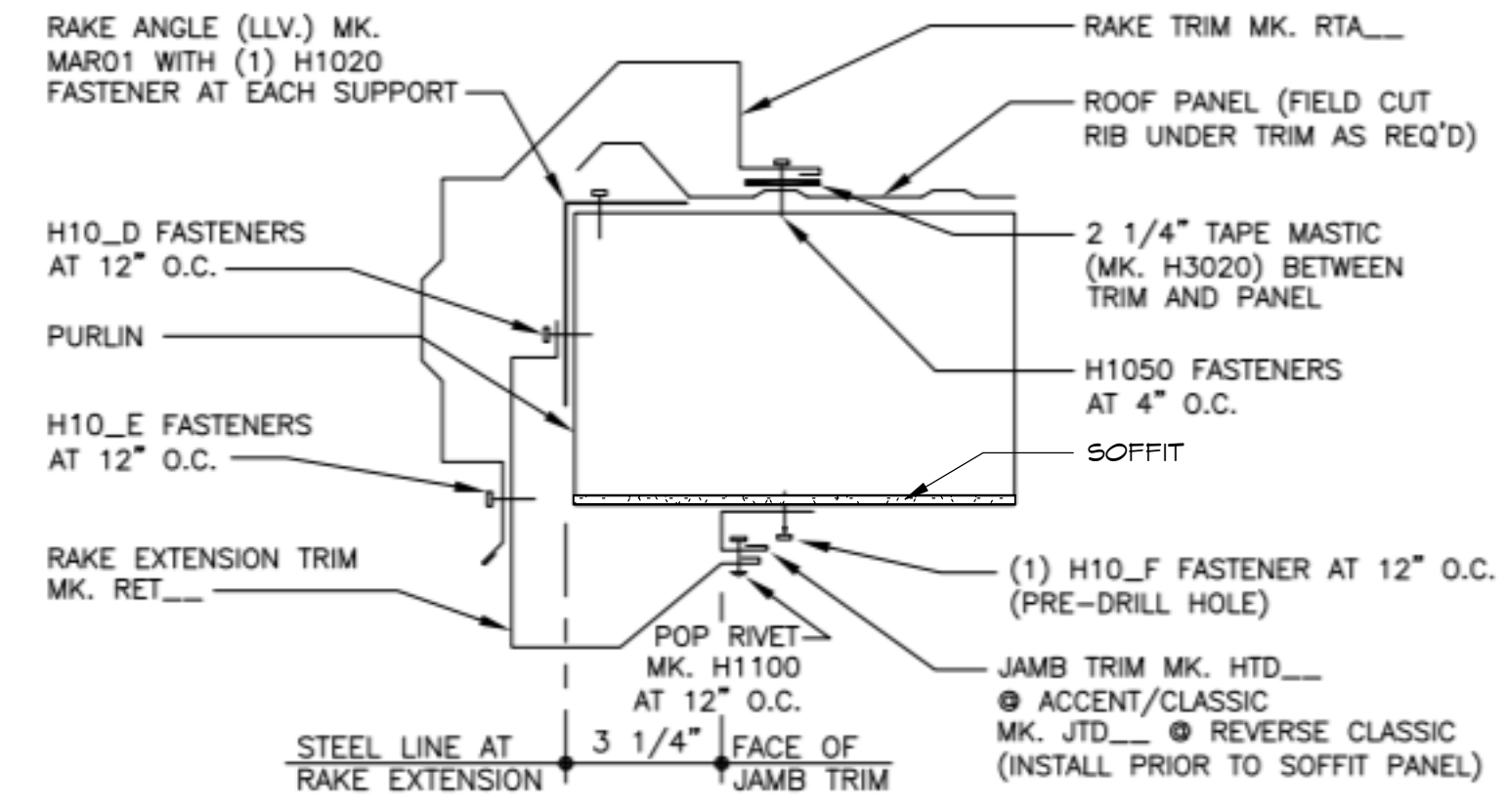
A1.1



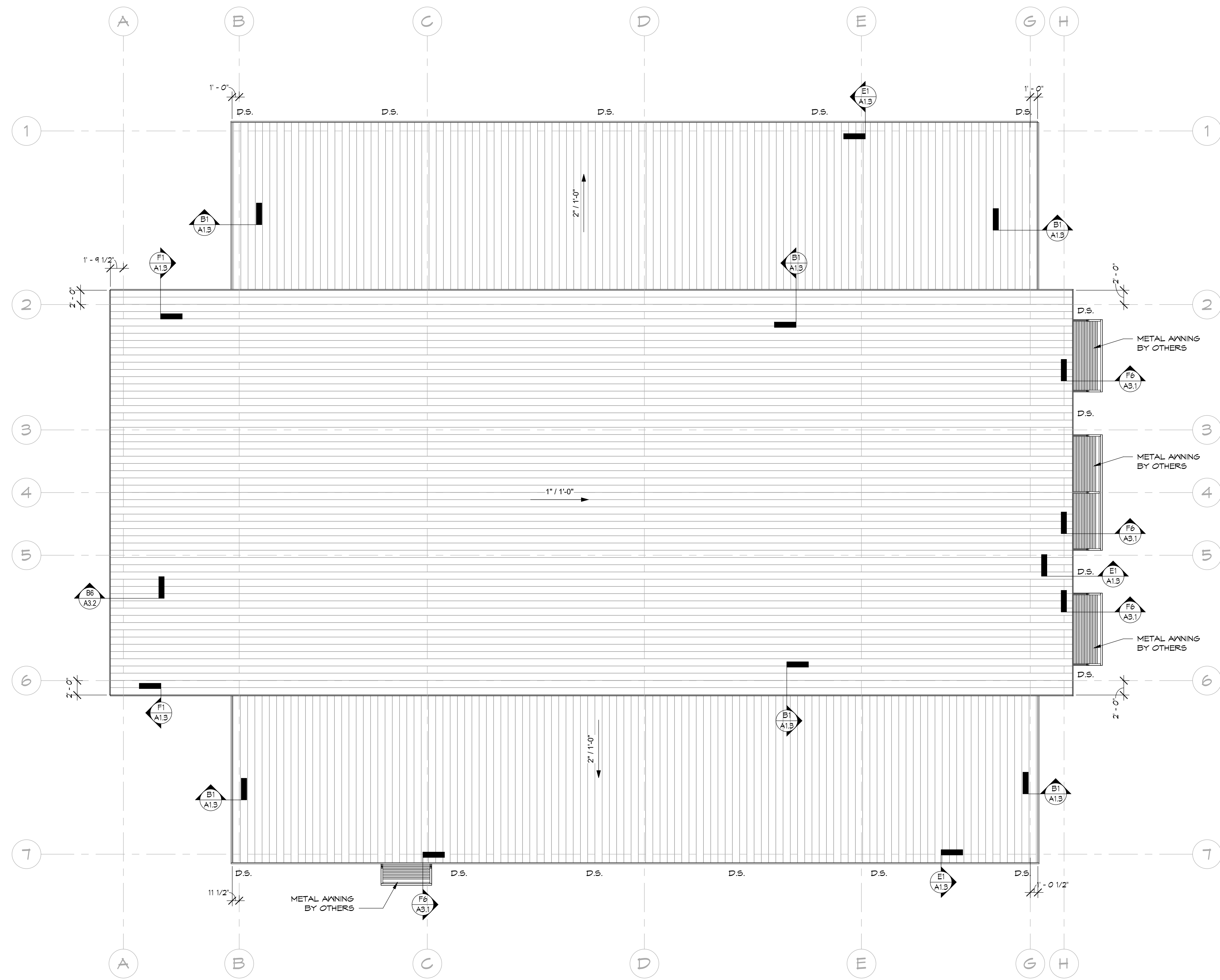
(B1) RAKE DETAIL
1" = 1'-0"



(E1) EAVE W/ GUTTER DETAIL
1" = 1'-0"



(F1) RAKE DETAIL AT FRONT ENTRY
1" = 1'-0"



(F3) ROOF PLAN
1/8" = 1'-0"

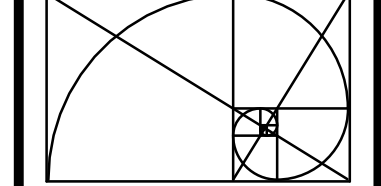
REVISIONS		
No.	Description	Date

Job Number: 2002-00
Date: 02/12/20
Drawn By: Author
Checked By: TJR
CAD File:

COPYRIGHT 2020
THOMAS J. RHODES, A.L.A.
REPRODUCTION OF THIS COPYRIGHTED MATERIAL IS NOT PERMITTED WITHOUT EXPRESSED CONSENT OF THOMAS J. RHODES, A.L.A.

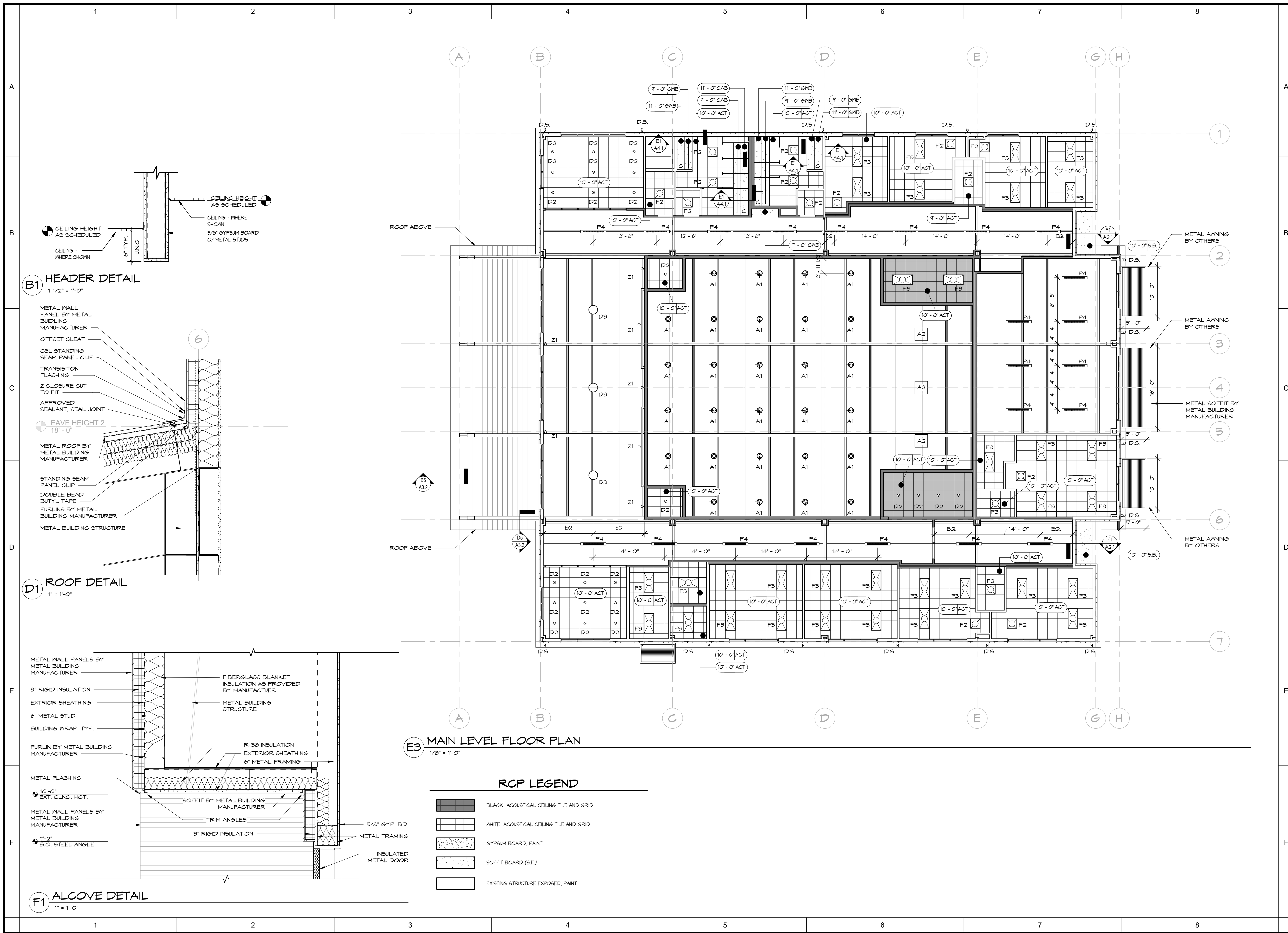
ROOF PLAN
 SOUTH RIDGE
 (LOT #) INTERNATIONAL PARKWAY
 FREDRICKSBURG, VA 22406

BRADFIELD RICHARDS RHODES & ASSOCIATES ARCHITECTS, Inc.



1040 CROWN POINTE PKWY.
SUITE FIVE HUNDRED FIFTY
ATLANTA, GEORGIA 30338
TEL. 678.990.5656
FAX 678.990.5858

A1.3



REVISIONS		
No.	Description	Date

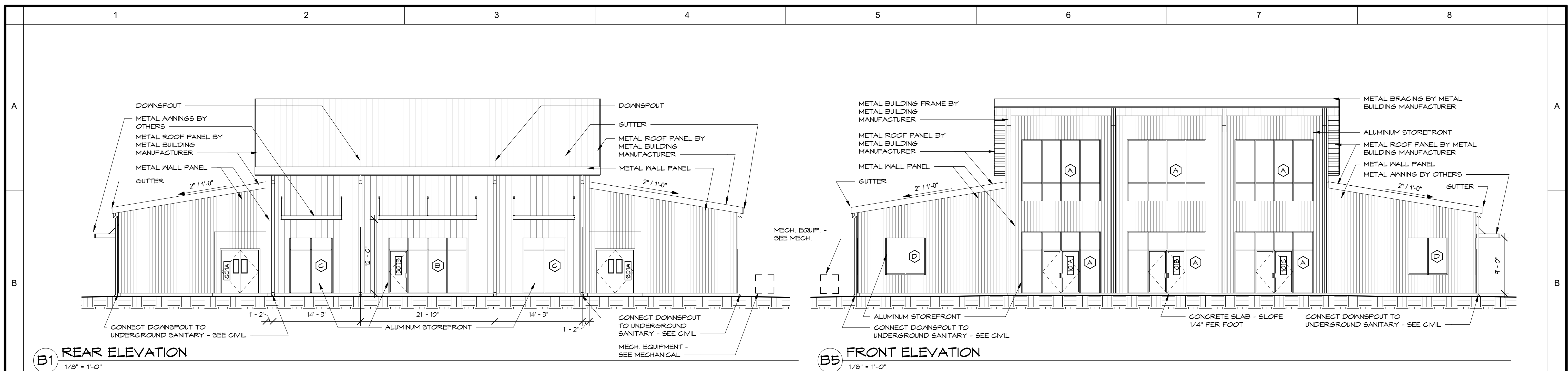
Job Number: 2002-00
 Date: 02/12/20
 Drawn By: Author
 Checked By: TJR
 CAD File:

COPYRIGHT 2020
 THOMAS J. RHODES, A.L.A.
 REPRODUCTION OF THIS COPYRIGHTED MATERIAL IS NOT PERMITTED WITHOUT EXPRESS CONSENT OF THOMAS J. RHODES, A.L.A.

REFLECTED CEILING PLAN - MAIN LEVEL
 SOUTH RIDGE
 INTERNATIONAL PARKWAY
 FREDRICKSBURG, VA 22406

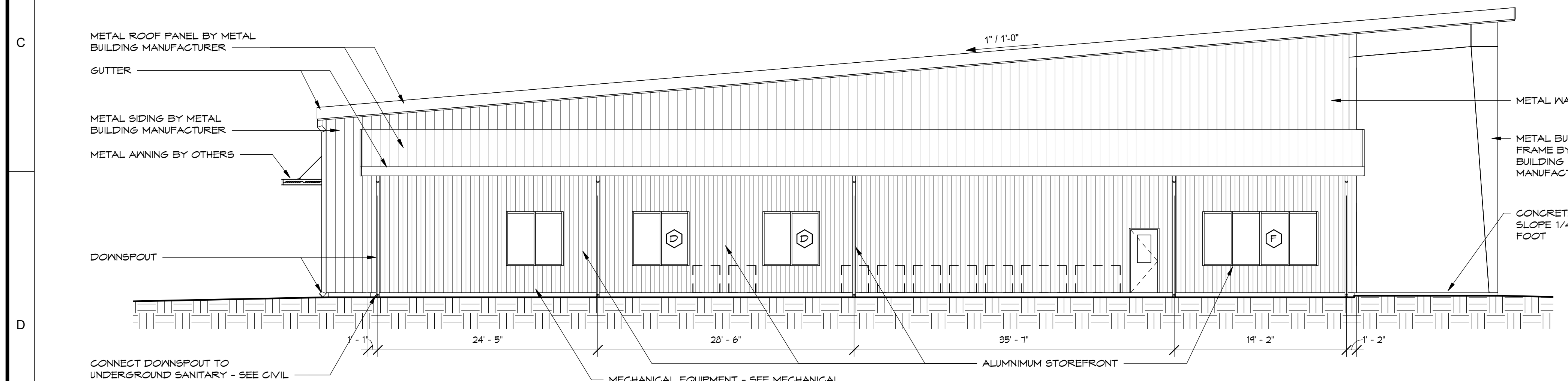
BRADFIELD RICHARDS & ASSOCIATES ARCHITECTS, Inc.
 1040 CROWN POINTE PKWY.
 SUITE FIVE HUNDRED FIFTY
 ATLANTA, GEORGIA 30338
 TEL. 678.990.5656
 FAX 678.990.5858

A2.1

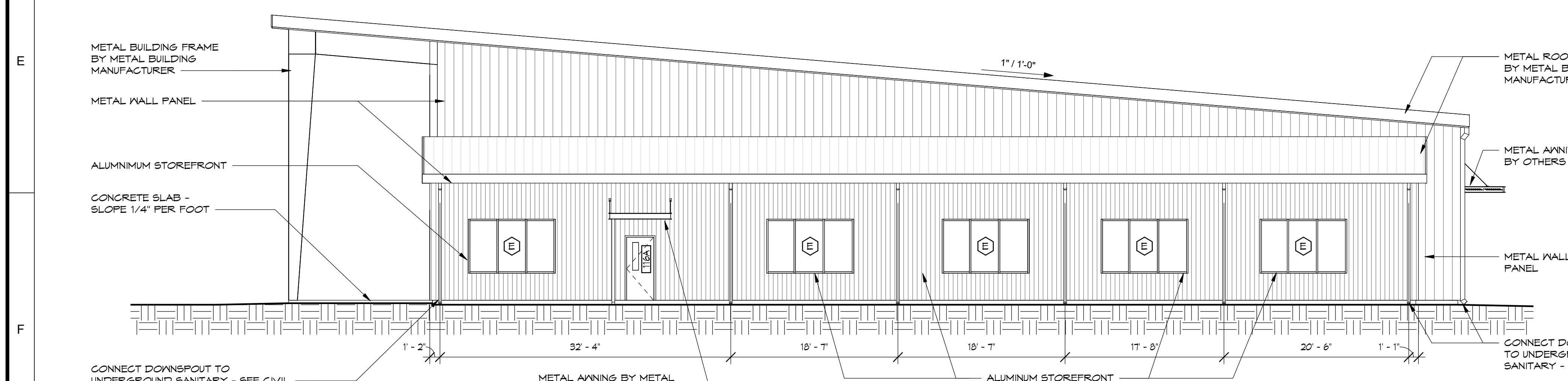


B1 REAR ELEVATION
1/8" = 1'-0"

B5 FRONT ELEVATION
1/8" = 1'-0"

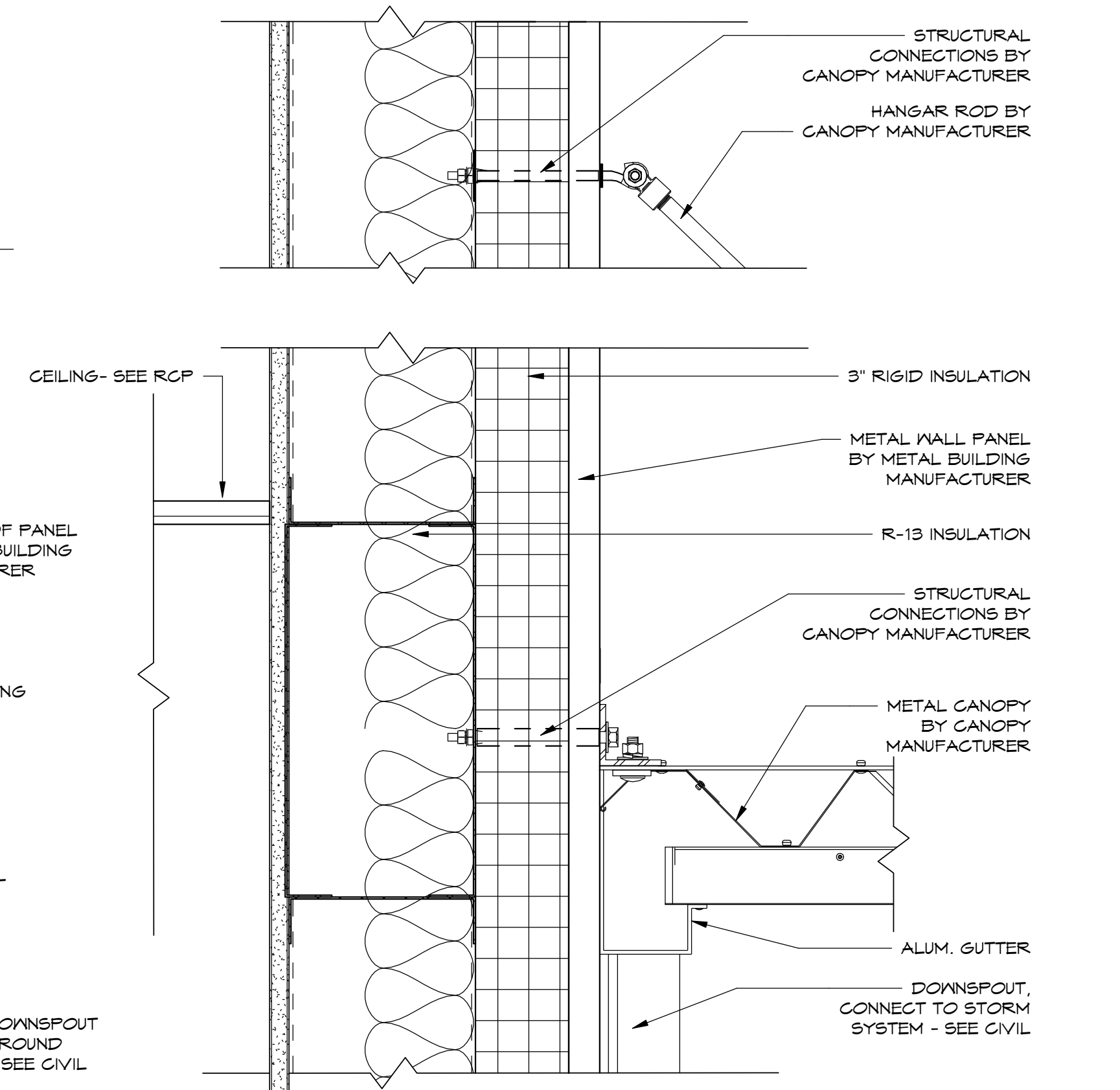


D1 SIDE ELEVATION AT CLASSROOMS
1/8" = 1'-0"



F1 SIDE ELEVATION
1/8" = 1'-0"

- GENERAL NOTES:**
1. ALL METAL WALL PANEL TO BE ARCHITECTURAL III SIDING
 2. ALL METAL ROOF PANEL TO BE LOCKSEAM 360



F6 SECTION AT AWNING DETAIL
3" = 1'-0"

REVISIONS		
No.	Description	Date

Job Number: 2002-00
Date: 02/12/20
Drawn By: Author
Checked By: TJR
CAD File:

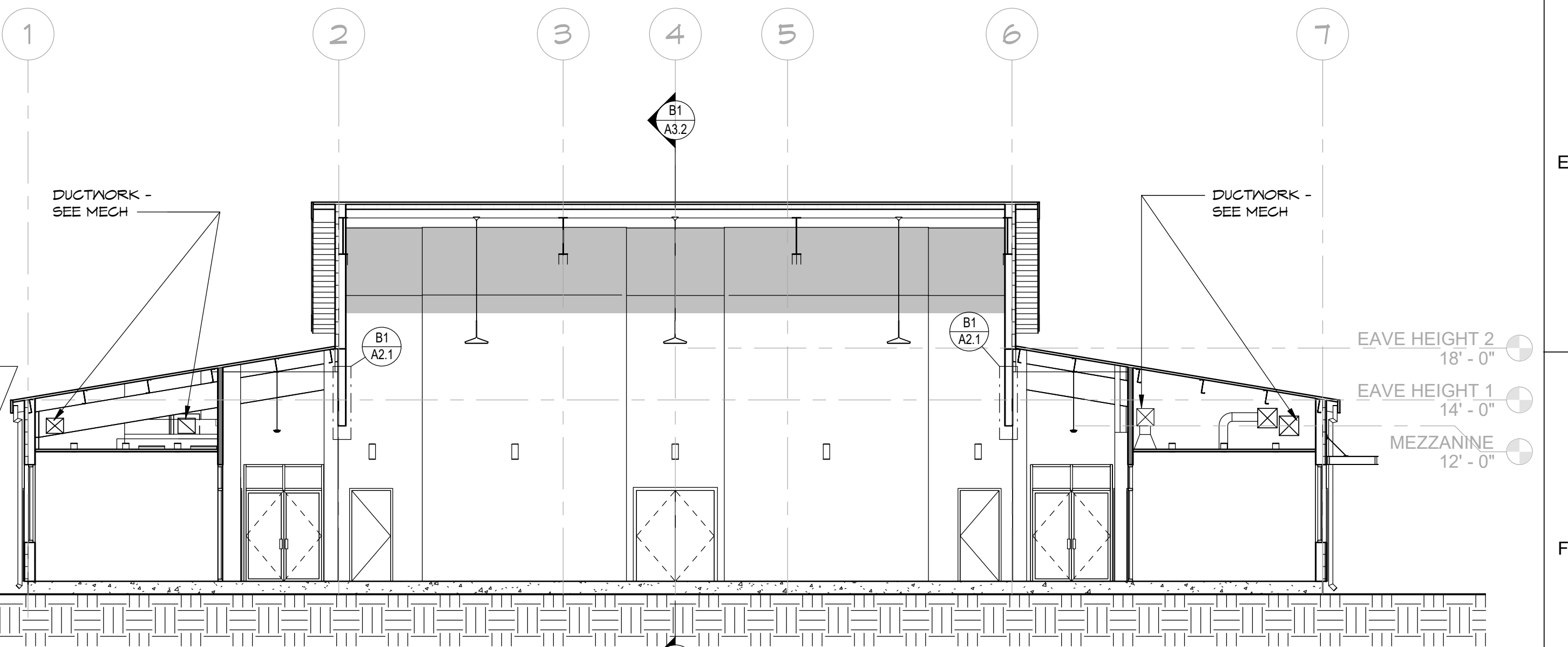
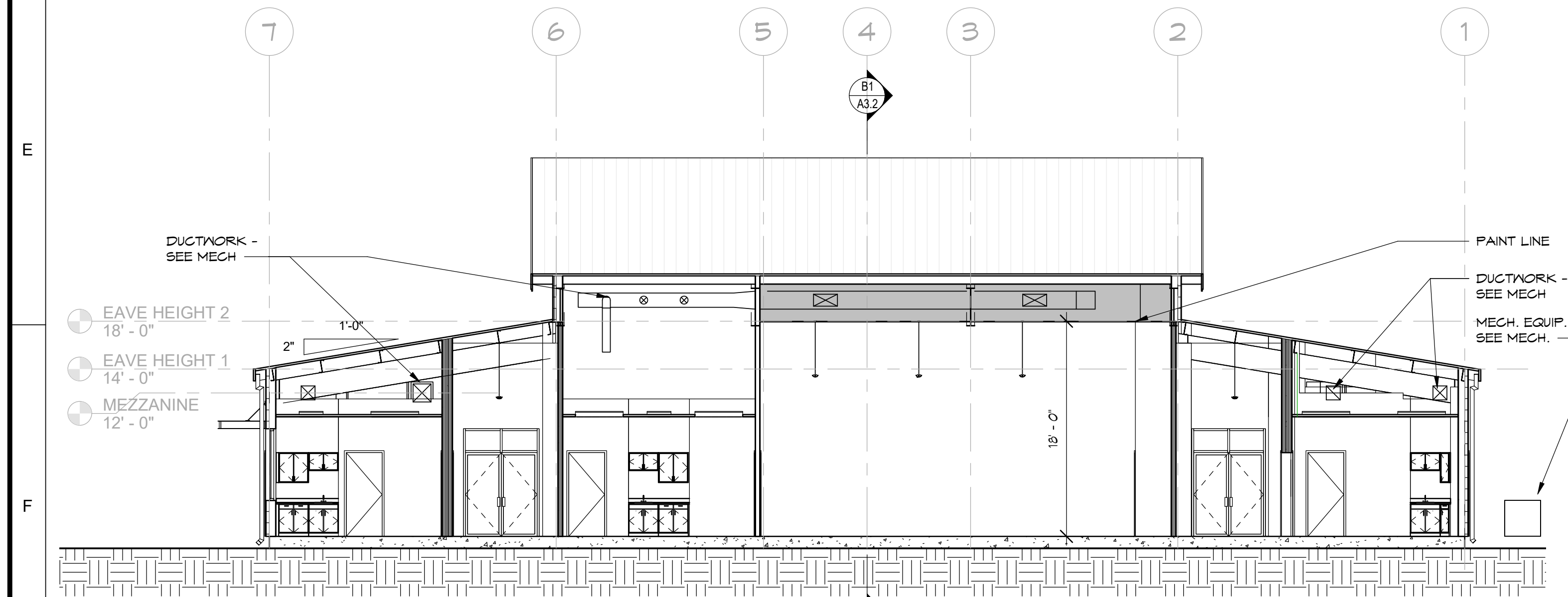
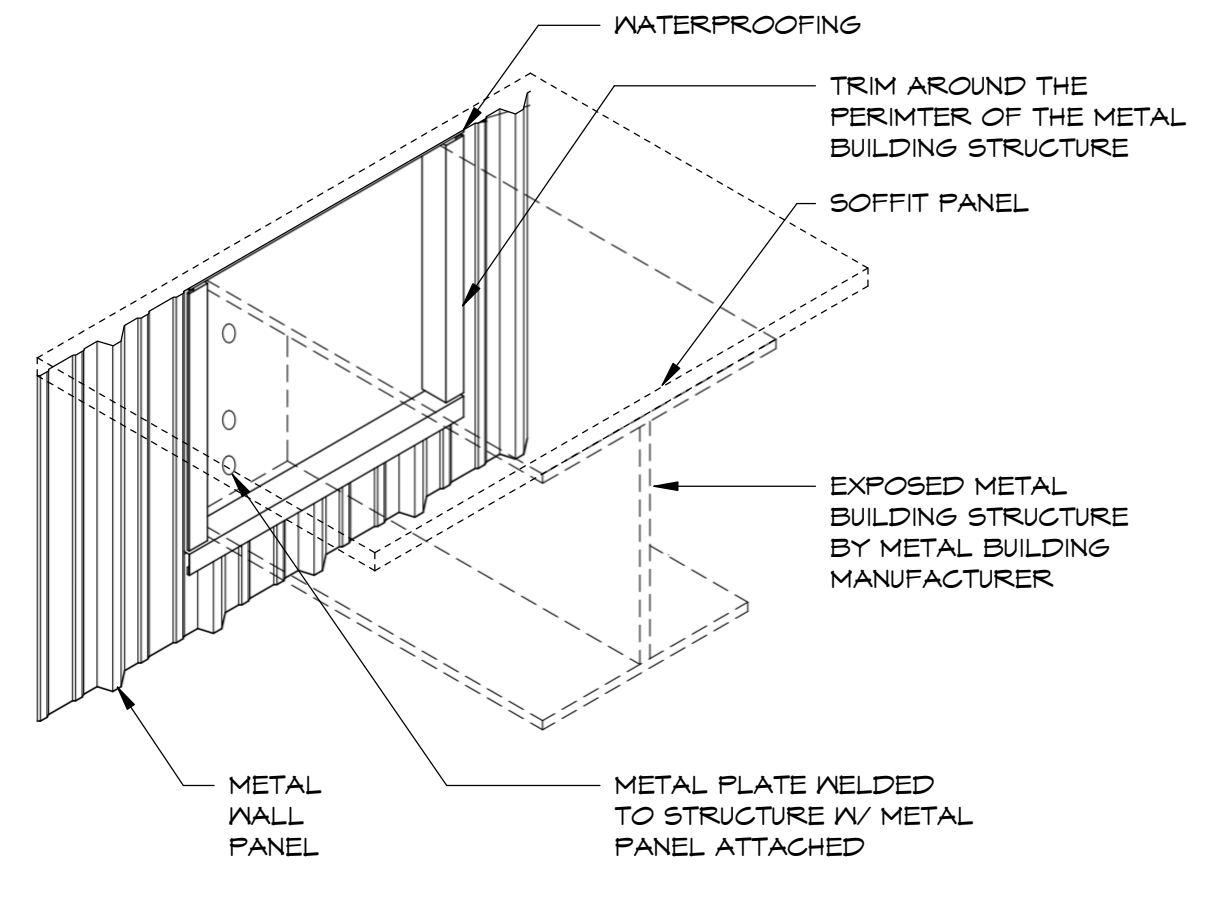
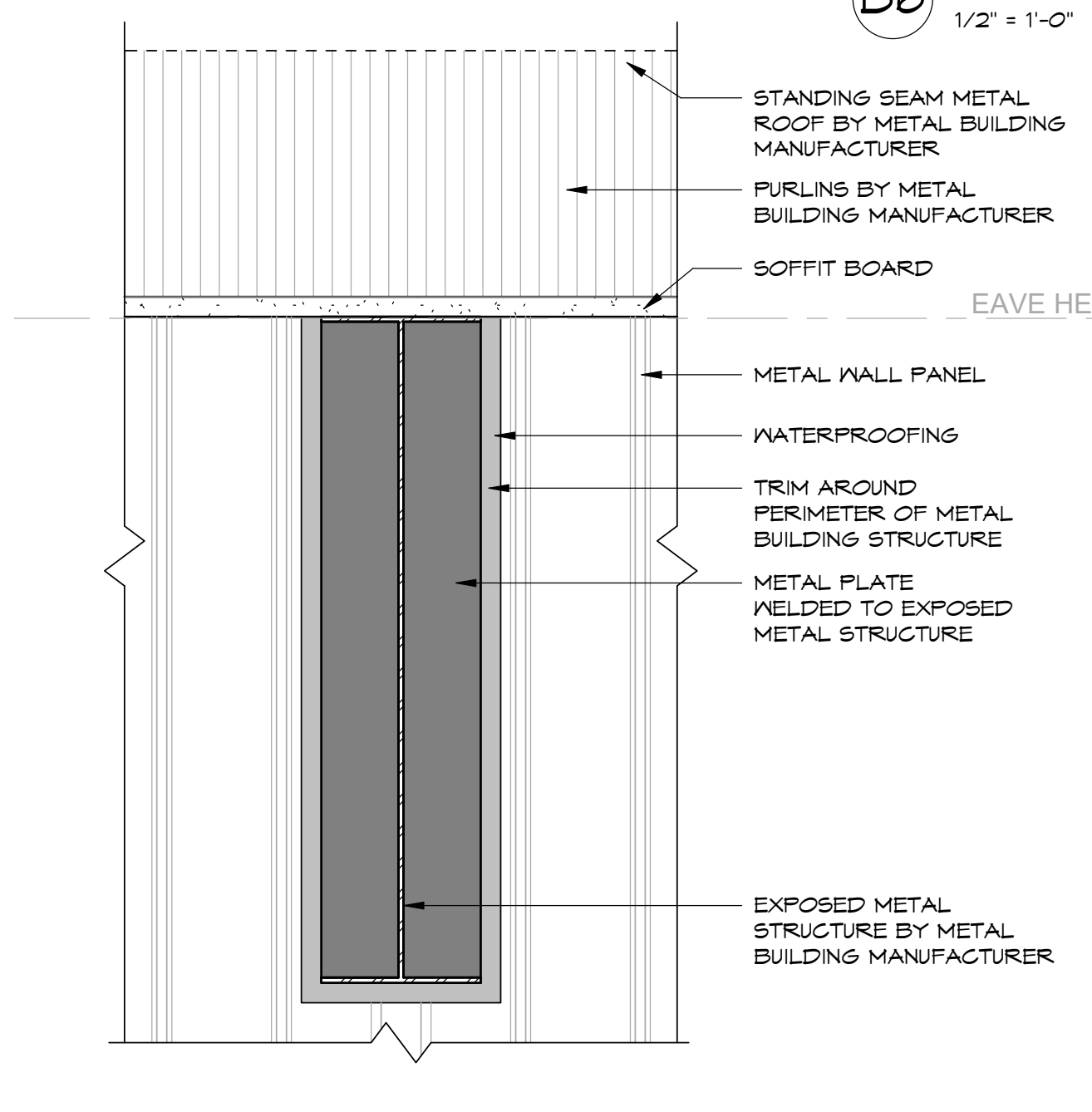
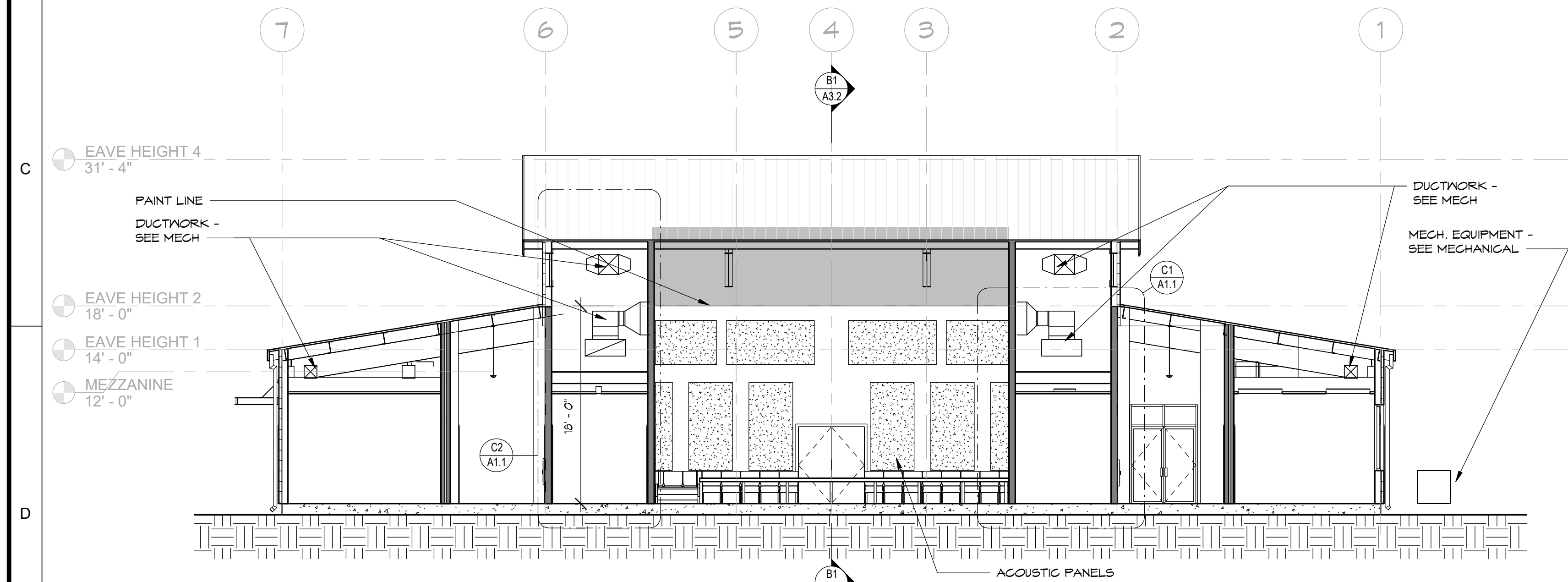
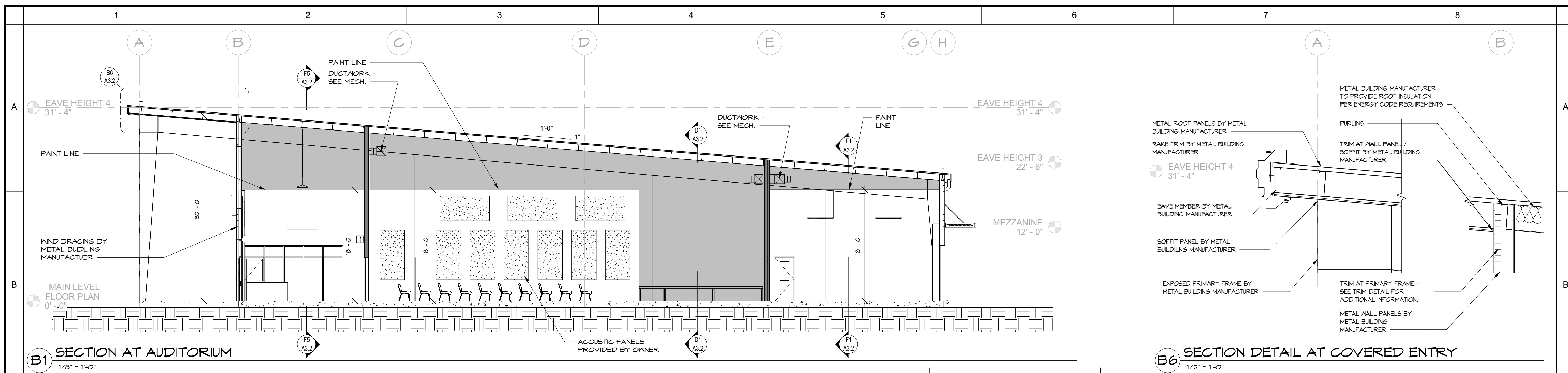
COPYRIGHT 2020
THOMAS J. RHODES, A.L.A.
REPRODUCTION OF THIS COPYRIGHTED MATERIAL IS NOT PERMITTED WITHOUT EXPRESSED CONSENT OF THOMAS J. RHODES, A.L.A.

EXTERIOR ELEVATIONS
 SOUTH RIDGE
 (LOT #) INTERNATIONAL PARKWAY
 FREDRICKSBURG, VA 22406

BRADFIELD RICHARDS & ASSOCIATES ARCHITECTS, Inc.

 1040 CROWN POINTE PKWY.
 SUITE FIVE HUNDRED FIFTY
 ATLANTA, GEORGIA 30338
 TEL. 678.990.5656
 FAX 678.990.5858

A3.1



REVISIONS		
No.	Description	Date

Job Number: 2002-00
Date: 02/17/20
Drawn By: Author
Checked By: TJR
CAD File:

COPYRIGHT 2020
THOMAS J. RHODES, A.L.A.
REPRODUCTION OF THIS COPYRIGHTED MATERIAL IS NOT PERMITTED WITHOUT EXPRESSED CONSENT OF THOMAS J. RHODES, A.L.A.

BUILDING SECTIONS
SOUTH RIDGE
(LOT #) INTERNATIONAL PARKWAY
FREDRICKSBURG, VA 22406

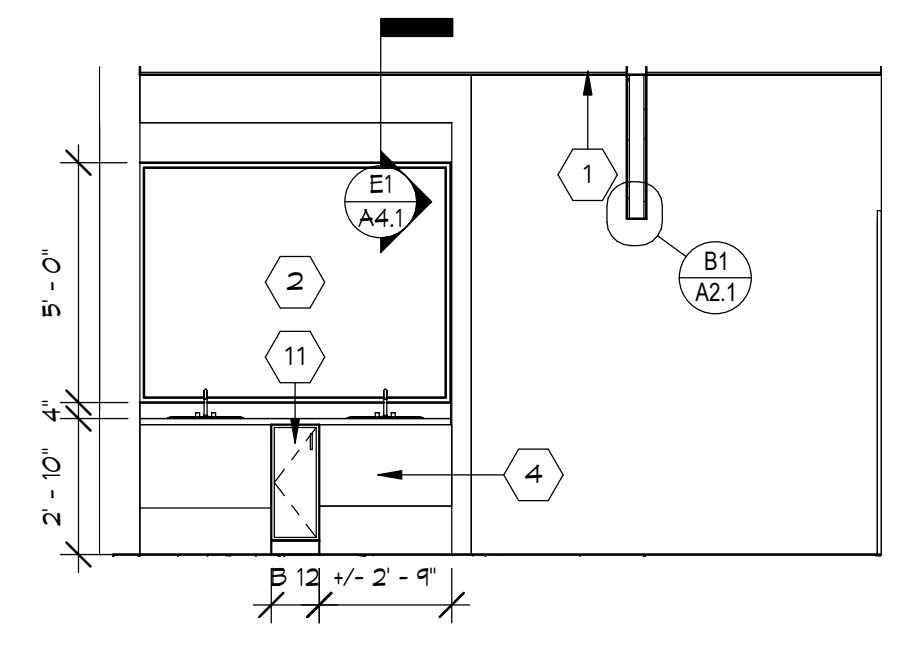
BRADFIELD RICHARDS & ASSOCIATES ARCHITECTS, Inc.

1040 CROWN POINTE PKWY.
SUITE FIVE HUNDRED FIFTY
ATLANTA, GEORGIA 30338
TEL. 678.990.5656
FAX 678.990.5858

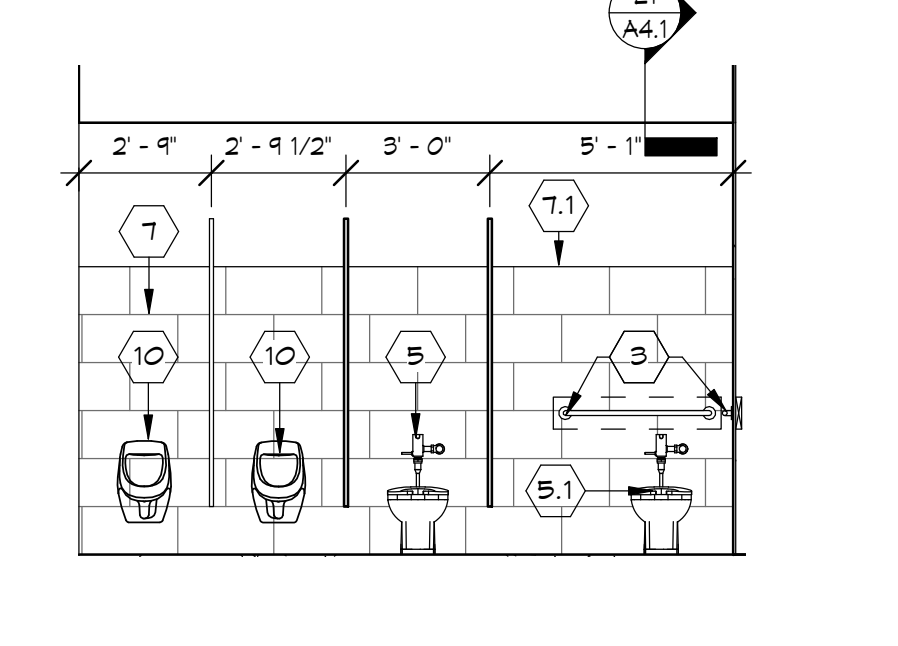
A3.2

KEYNOTE LEGEND

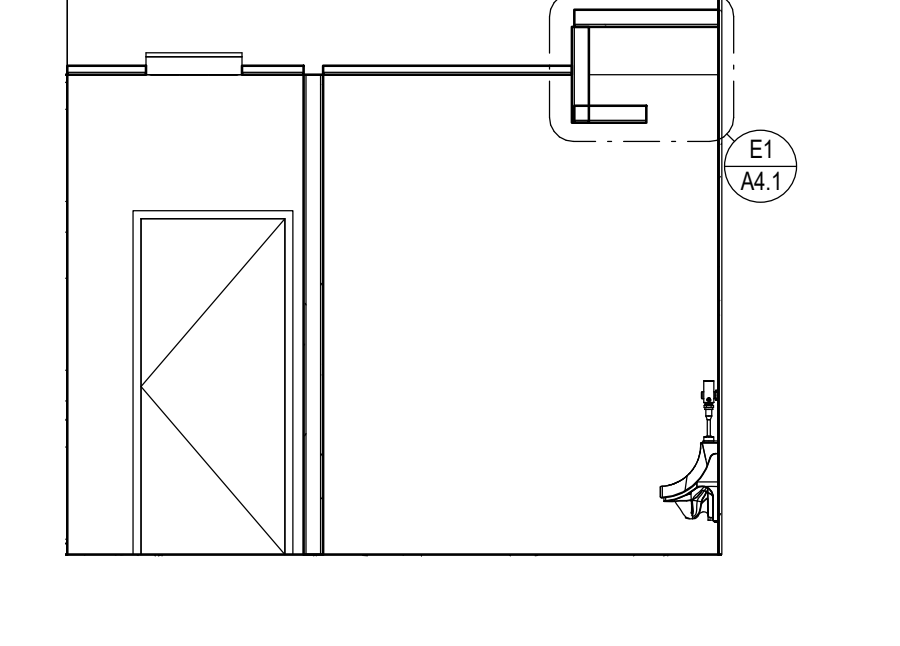
Key Value	Keynote Text
1	ACT CEILING
2	MIRROR W/ CONT/ ALUM. CHANNEL TRIM @3/2" A.F.F. PROVIDE FILLER BEHIND MIRROR TO MATCH THICKNESS OF TILE, TYP. U.N.O.
3	36" AND/OR 42" HANDICAP GRAB BAR
4	LAVATORY APRON AND COUNTER
5	FLOOR MOUNTED WATER CLOSET
5.1	FLOOR-MOUNTED WATER CLOSET HG
5.2	FLOOR MOUNTED WATER CLOSET KIDS AGES 5-8
7	WALL TILE, SEE FINISH SCHED.
T.1	SCHLUTER RONDEC TOP AND OUTSIDE CORNER TRIM AT TILE, TYP. U.N.O.
B	SOLID PHENOLIC PARTITION FLOOR MOUNTED / O.H. BRACED
10	URINAL MOUNTED @ 24" TO RIM
11	6" DIA. STAINLESS STEEL GROMMET FOR TRASH DROP TYP.
12	EPOXY ON MMGMB
13	MOP SINK



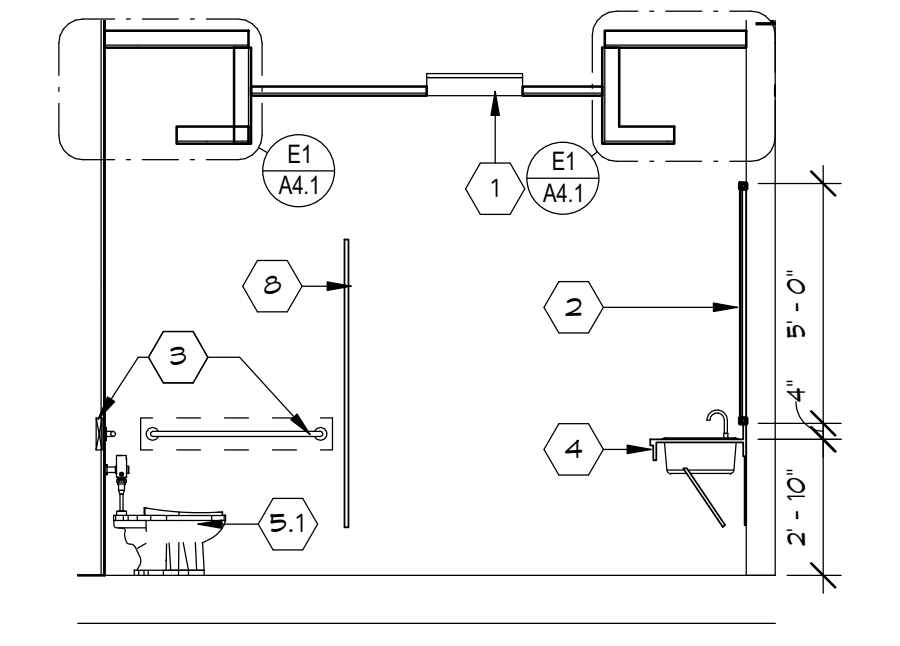
B3 MENS - ELEVATION 1
1/4" = 1'-0"



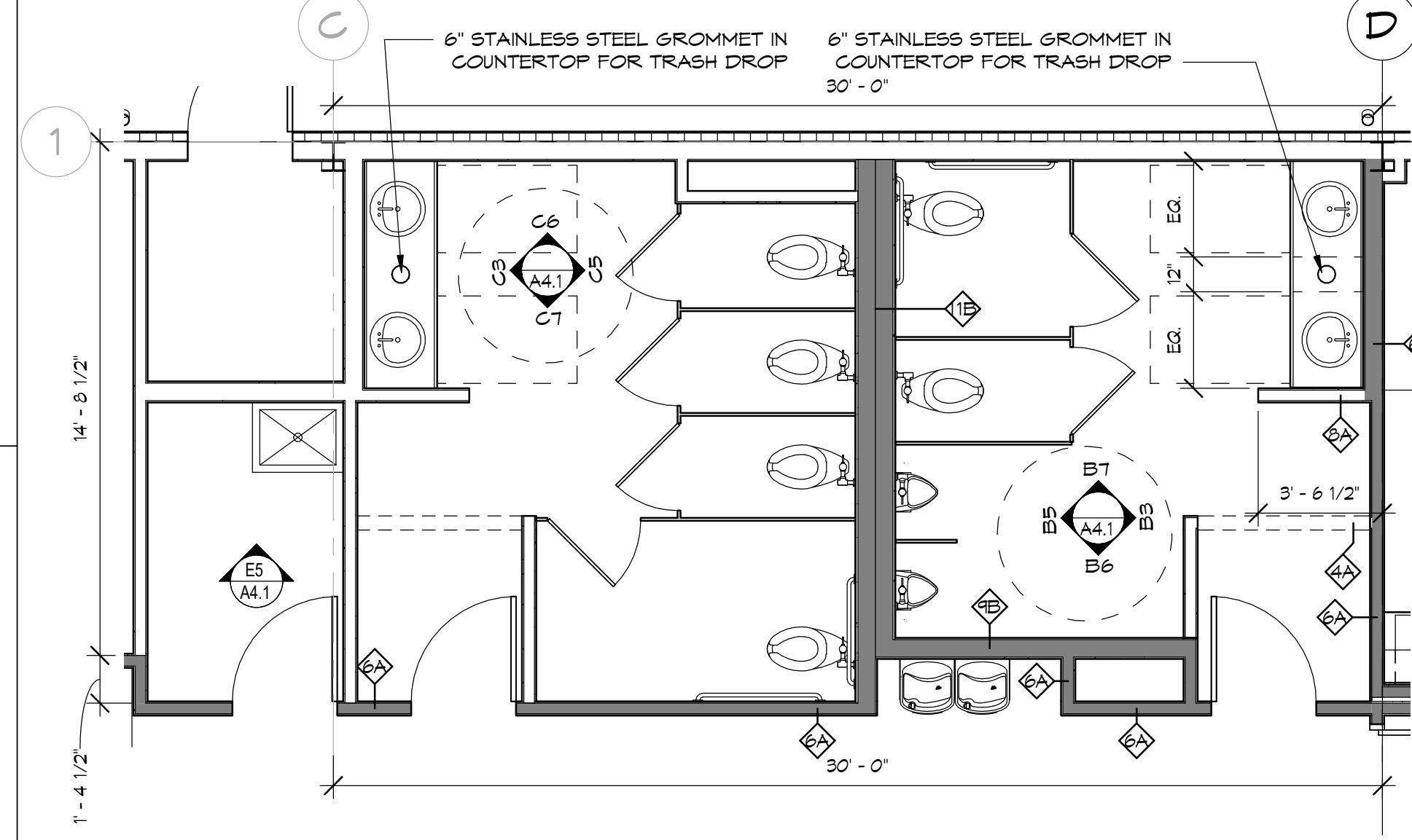
B5 MENS - ELEVATION 2
1/4" = 1'-0"



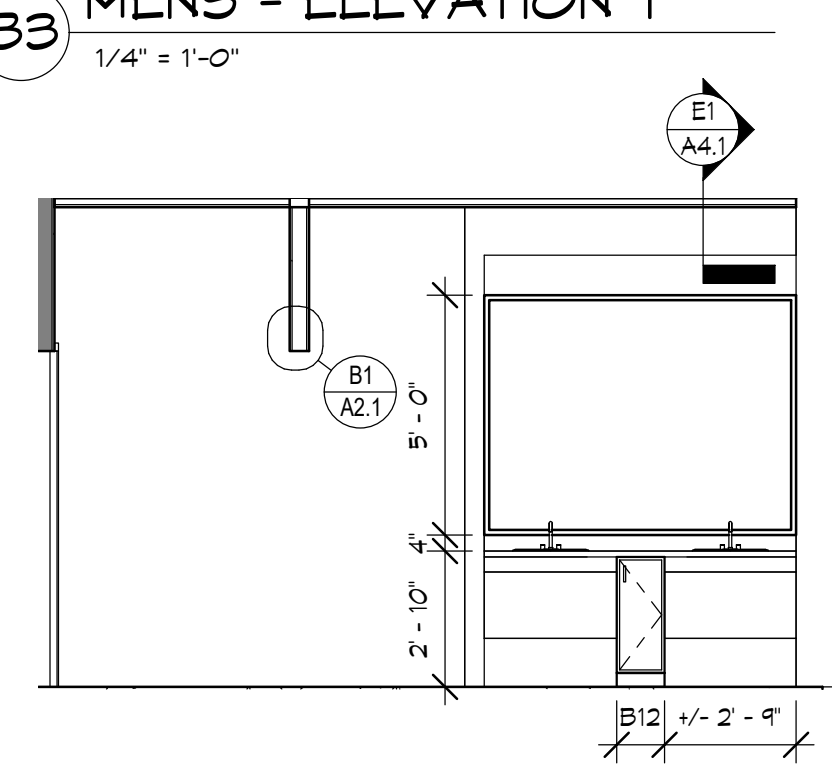
B6 MENS RESTROOM 3
1/4" = 1'-0"



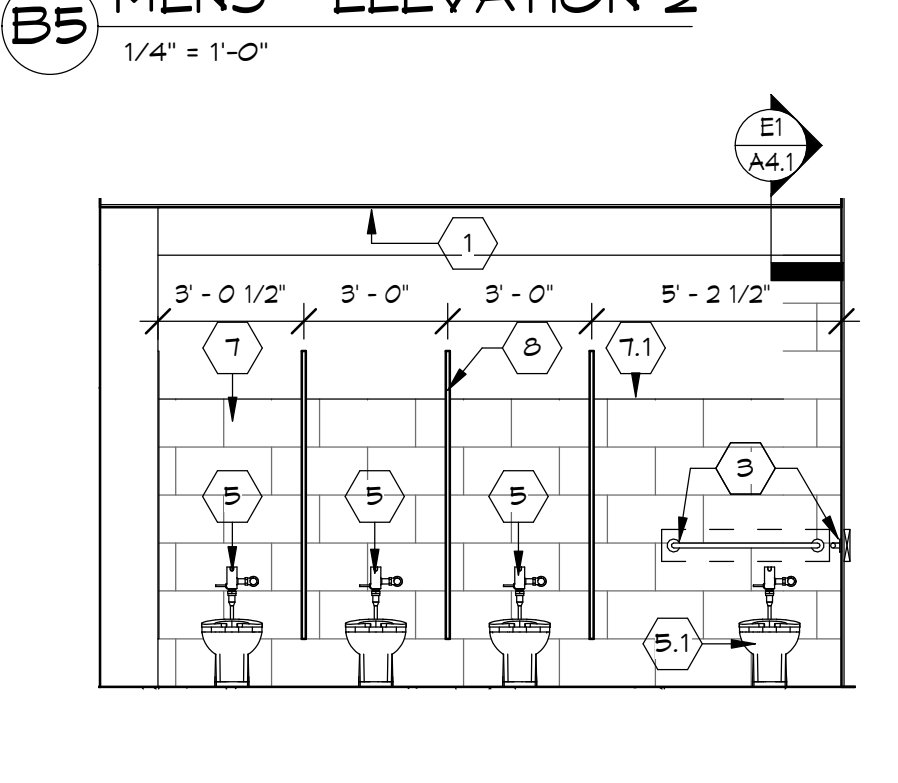
B7 MENS RESTROOM 4
1/4" = 1'-0"



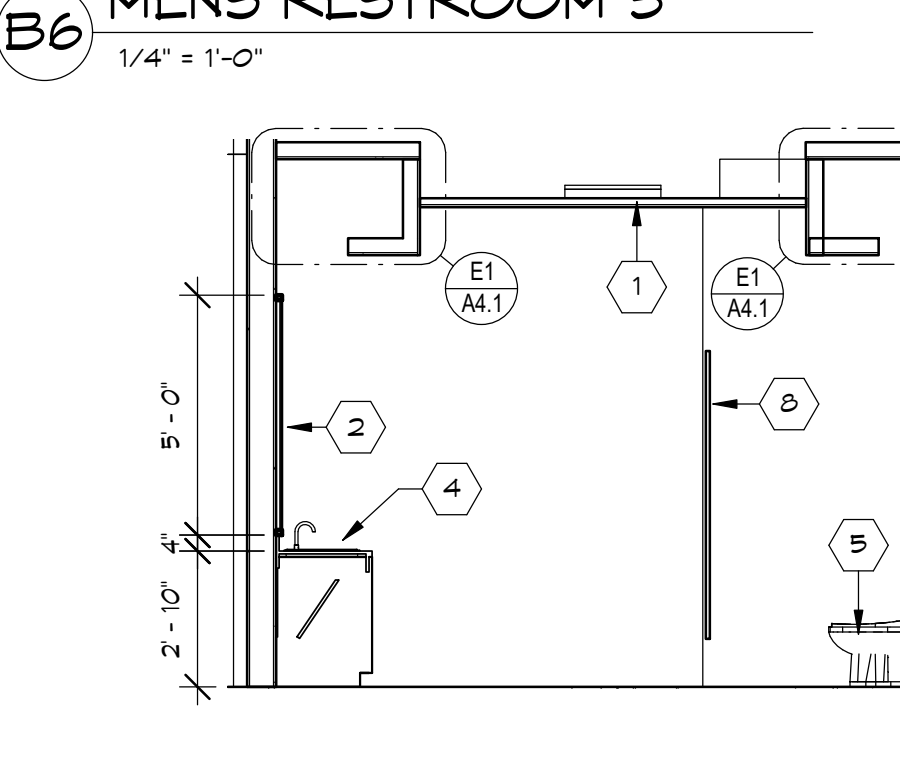
C1 MENS & WOMENS RESTROOM
1/4" = 1'-0"



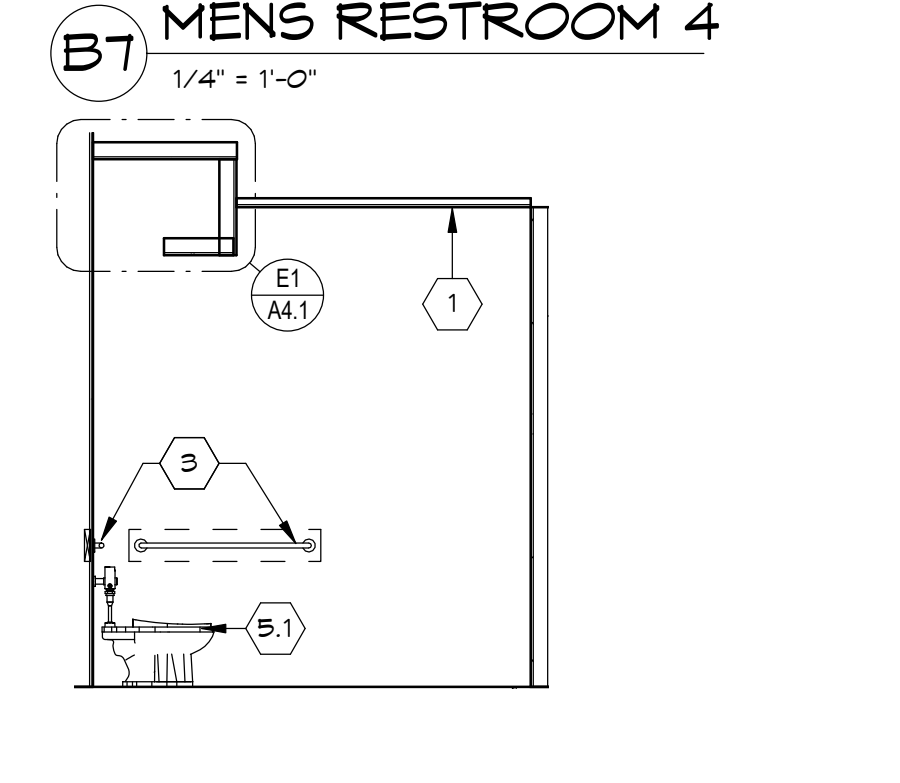
C3 WOMENS RESTROOM
1/4" = 1'-0"



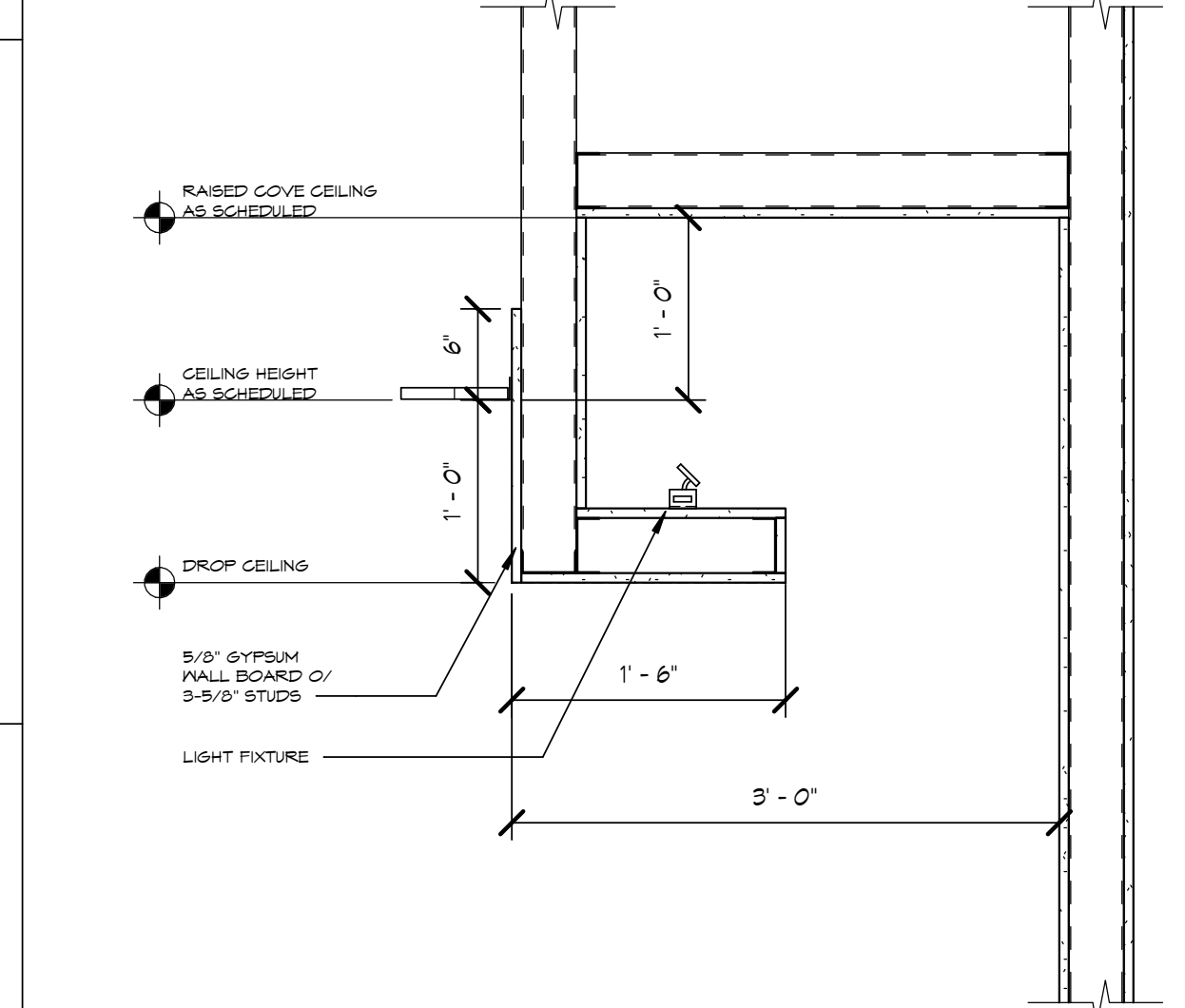
C5 WOMENS RESTROOM 2
1/4" = 1'-0"



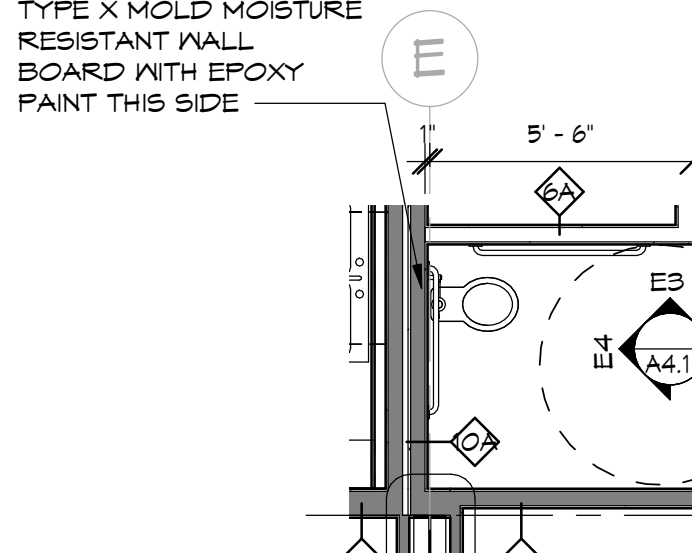
C6 WOMENS RESTROOM 3
1/4" = 1'-0"



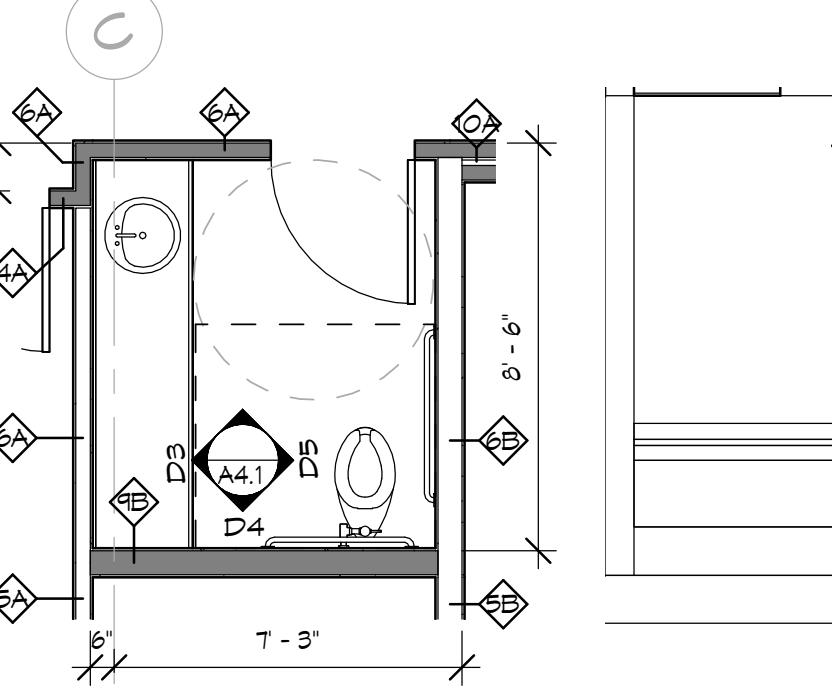
C7 WOMENS RESTROOM 4
1/4" = 1'-0"



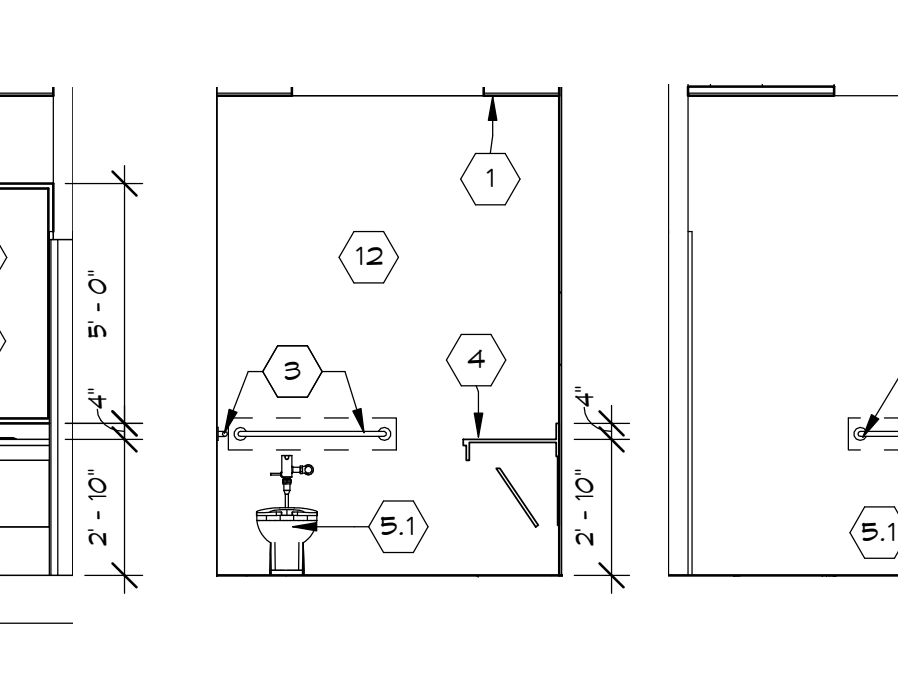
E1 LIGHT COVE DETAIL
1" = 1'-0"



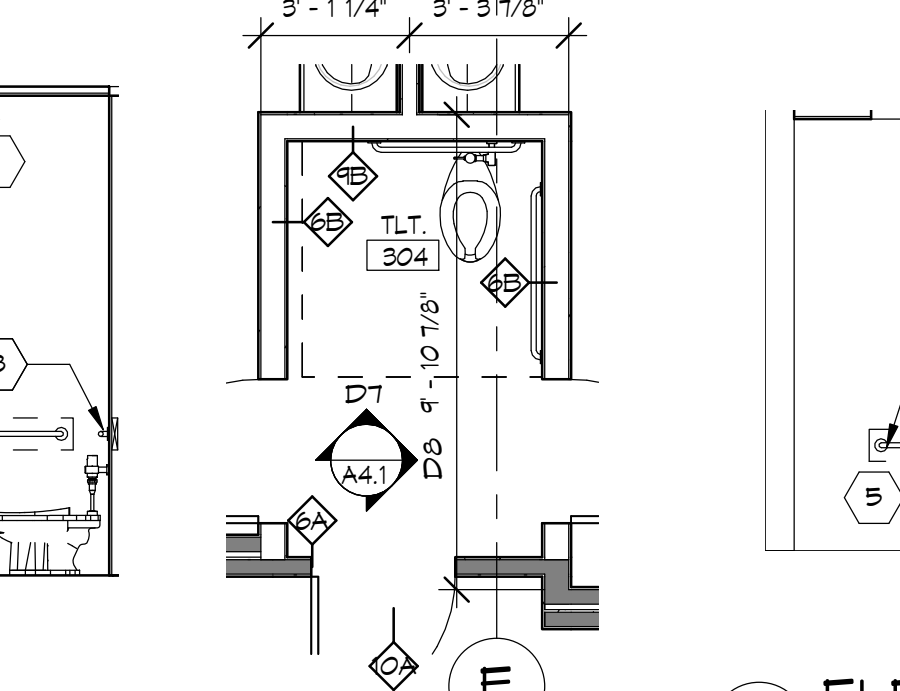
D2 FAMILY
1/4" = 1'-0"



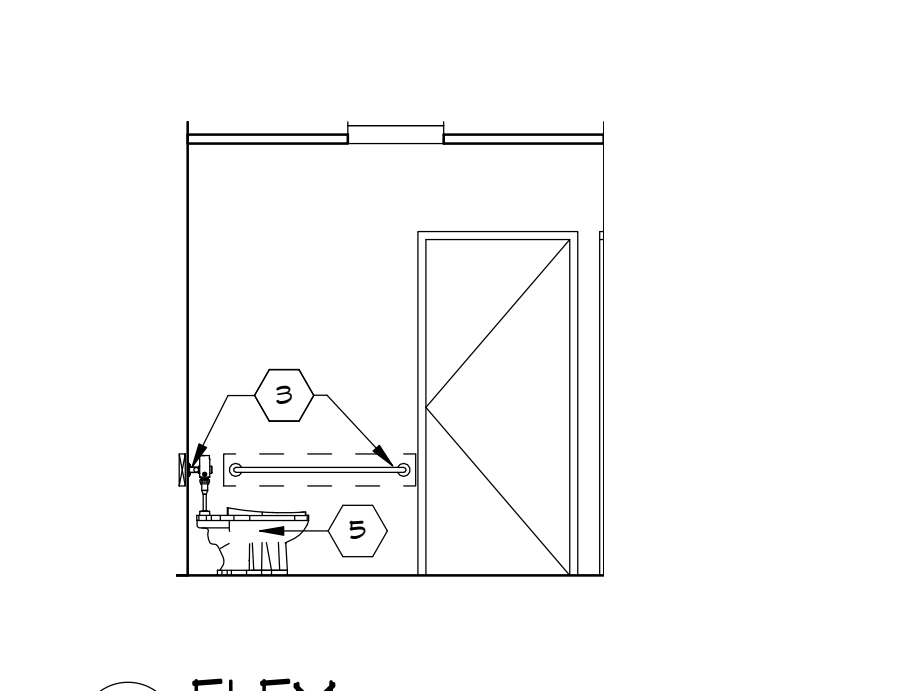
D3 FAMILY
1/4" = 1'-0"



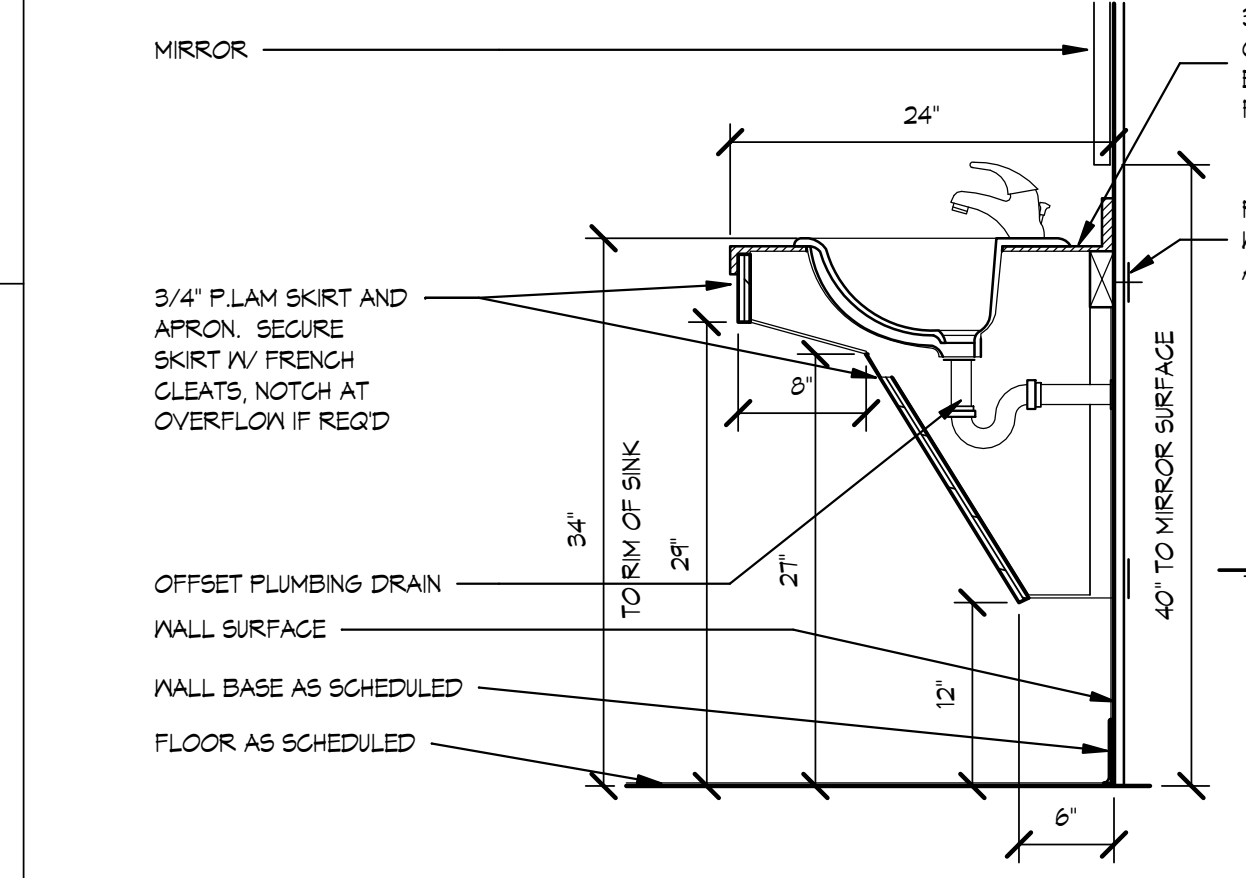
D4 FAMILY
1/4" = 1'-0"



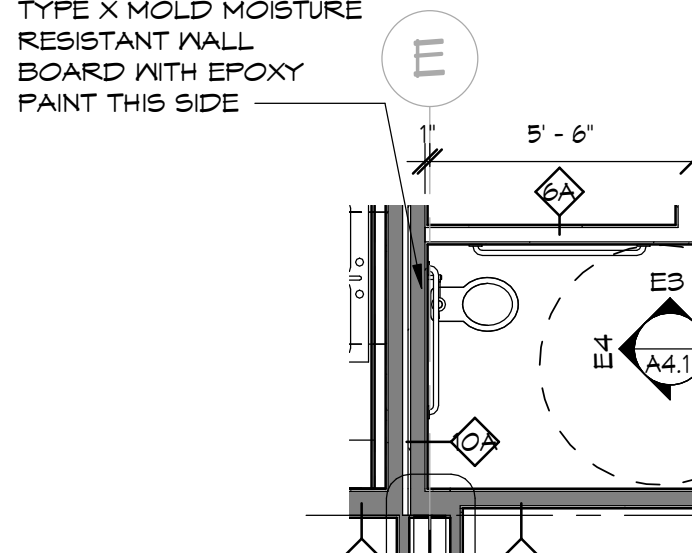
D6 ELEM.
1/4" = 1'-0"



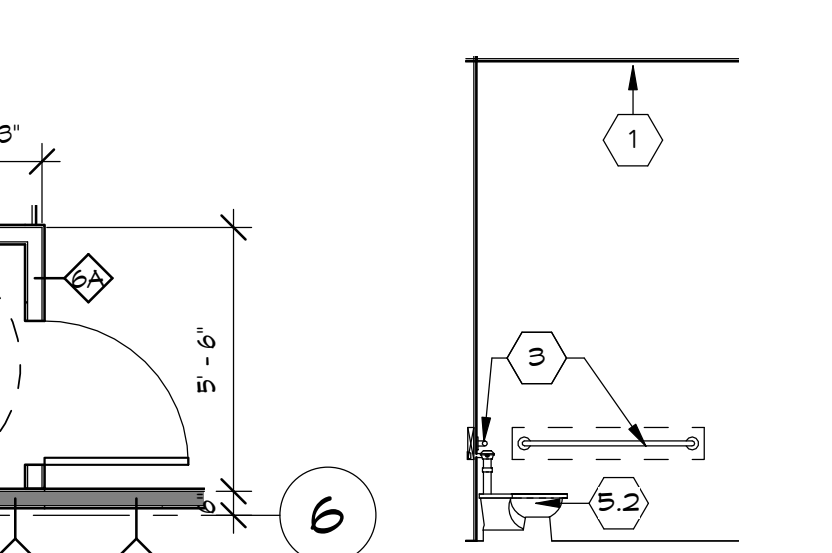
D8 ELEM.
1/4" = 1'-0"



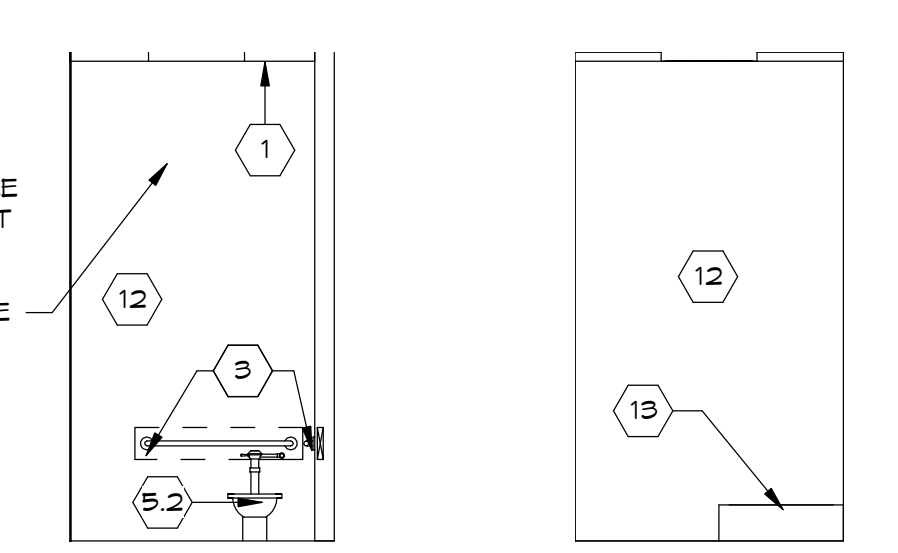
F2 COUNTER ASSEMBLY DETAIL
1" = 1'-0"



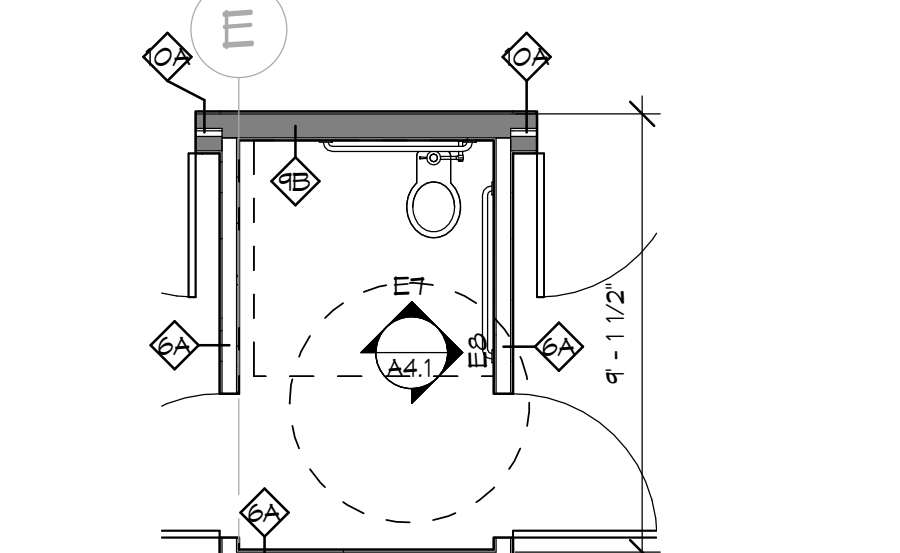
E2 PRESCHL.
1/4" = 1'-0"



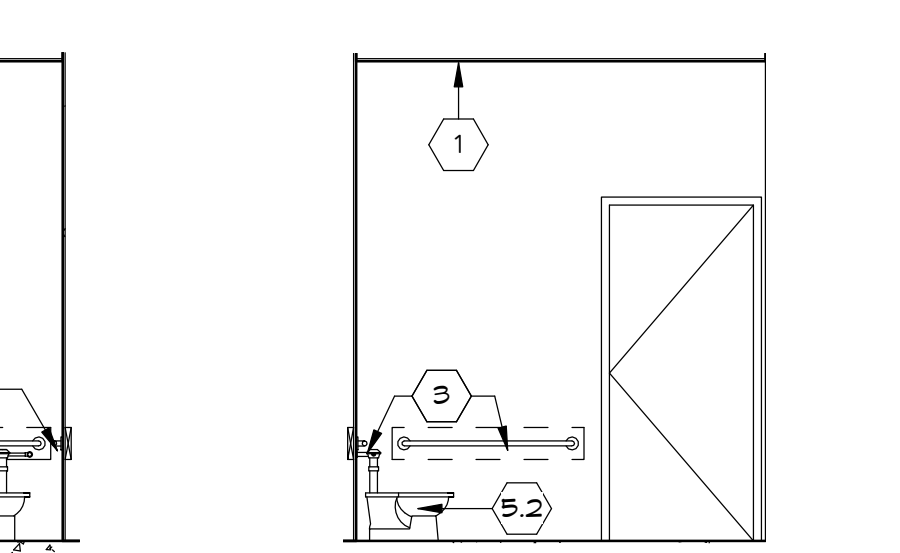
E3 PRESCHL.
1/4" = 1'-0"



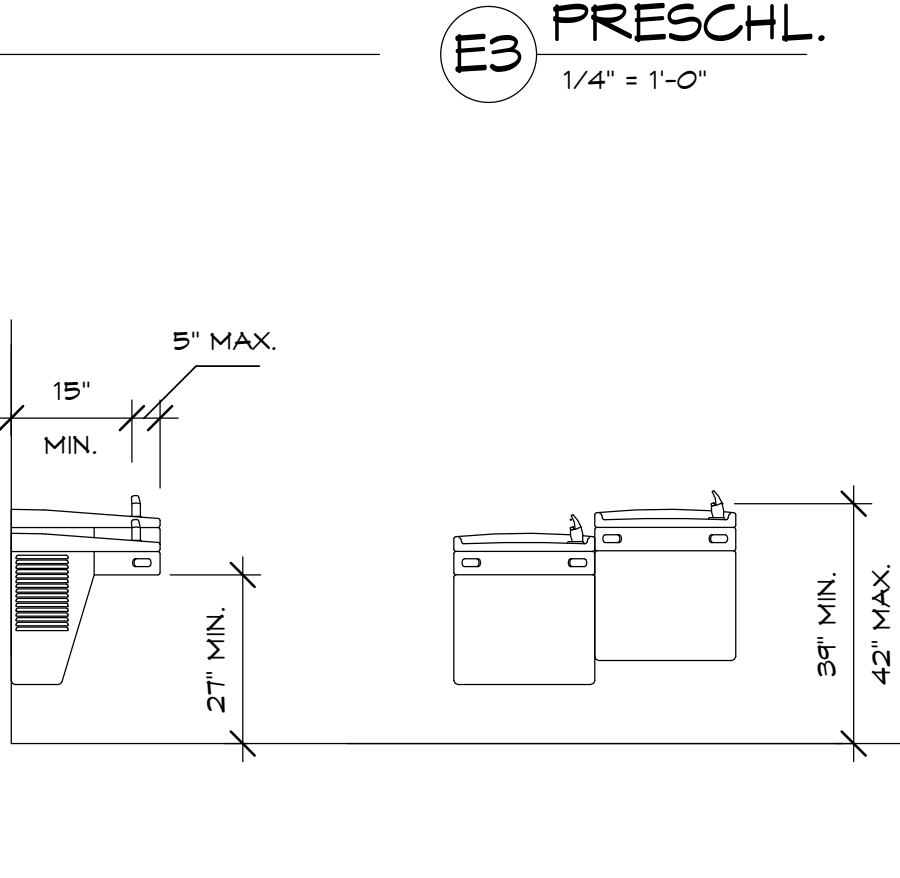
E5 JANITOR
1/4" = 1'-0"



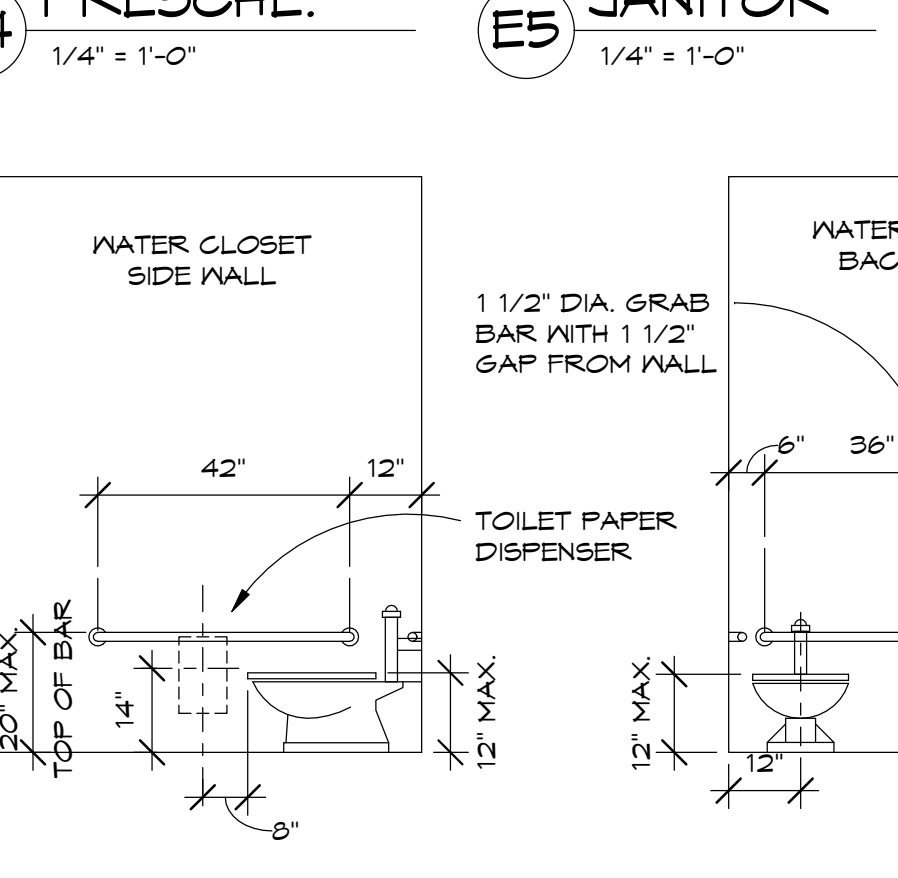
E6 PRESCHL.
1/4" = 1'-0"



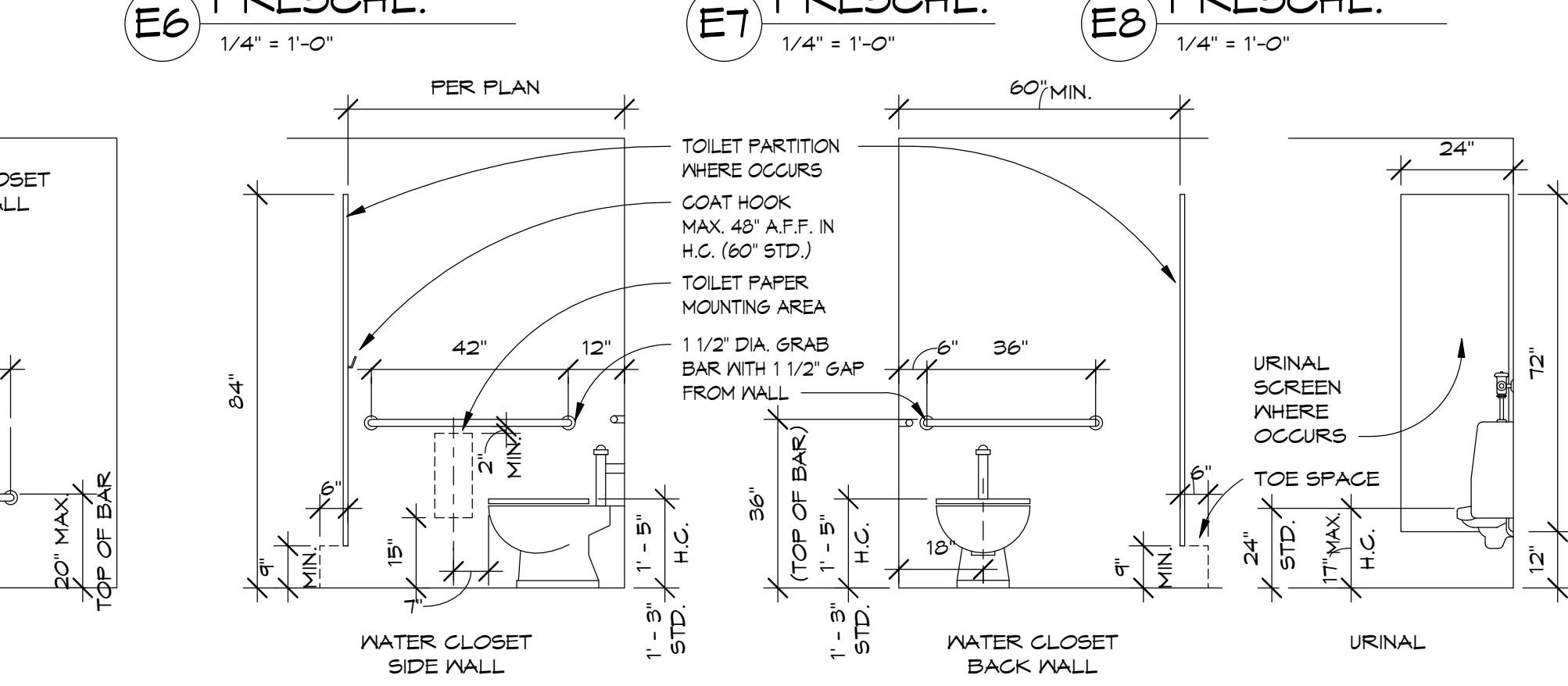
E8 PRESCHL.
1/4" = 1'-0"



F3 WATER FOUNTAIN DETAIL TYP.
1/2" = 1'-0"



F5 MOUNTING HEIGHT DETAILS CHILDREN
3/8" = 1'-0"



F6 MOUNTING HEIGHT DETAILS
3/8" = 1'-0"

REVISIONS		
No.	Description	Date

Job Number: 2002-00
Date: 02/12/20
Drawn By: Author
Checked By: TJR
CAD File:



COPYRIGHT 2020
THOMAS J. RHODES, A.L.A.
REPRODUCTION OF THIS COPYRIGHTED MATERIAL IS NOT PERMITTED WITHOUT EXPRESSED CONSENT OF THOMAS J. RHODES, A.L.A.

BATHROOM ELEVATIONS AND DETAILS
SOUTH RIDGE
(LOT #) INTERNATIONAL PARKWAY
FREDRICKSBURG, VA 22406

BRADFIELD RICHARDS & ASSOCIATES ARCHITECTS, Inc.

1040 CROWN POINTE PKWY.
SUITE FIVE HUNDRED FIFTY
ATLANTA, GEORGIA 30338
TEL. 678.990.5656
FAX 678.990.5858

A4.1

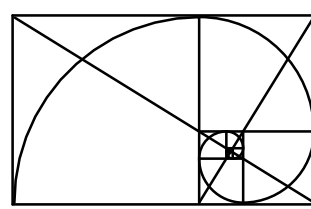


REVISIONS		
No.	Description	Date

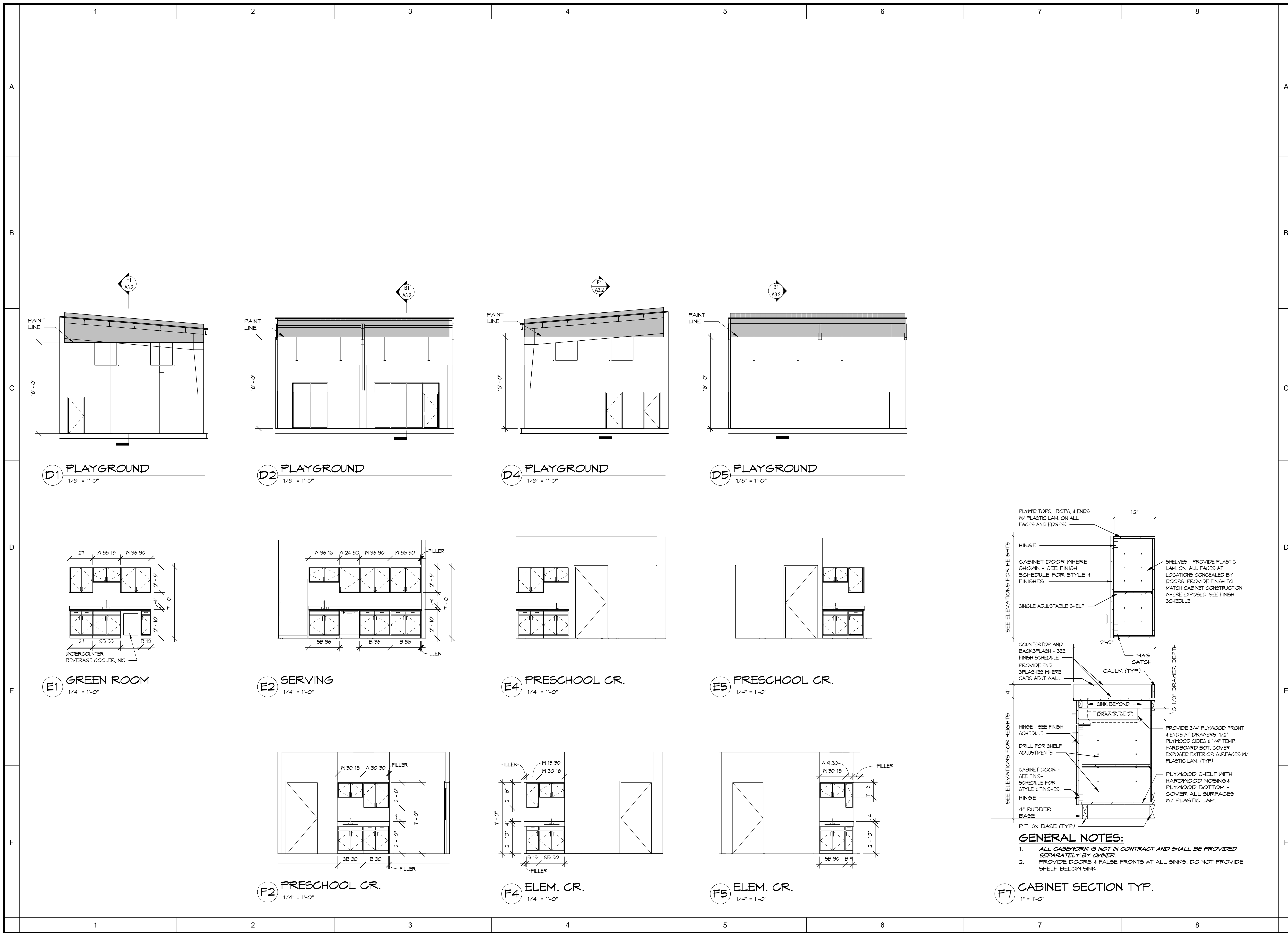
Job Number: 2002-00
 Date: 02/13/20
 Drawn By: Author
 Checked By: TJR
 CAD File:

COPYRIGHT 2020
 THOMAS J. RHODES, A.L.A.
 REPRODUCTION OF THIS COPYRIGHTED MATERIAL
 IS NOT PERMITTED WITHOUT EXPRESSED CONSENT
 OF THOMAS J. RHODES, A.L.A.

INTERIOR ELEVATIONS AND
 DETAILS
 SOUTH RIDGE
 (LOT #1) INTERNATIONAL PARKWAY
 FREDRICKSBURG, VA 22406

**BRADFIELD
 RHODES &
 ASSOCIATES**
 ARCHITECTS, Inc.

 1040 CROWN POINTE PKWY.
 SUITE FIVE HUNDRED FIFTY
 ATLANTA, GEORGIA 30338
 TEL. 678.990.5656
 FAX 678.990.5858

A4.2



D1 PLAYGROUND
1/8" = 1'-0"

D2 PLAYGROUND
1/8" = 1'-0"

D4 PLAYGROUND
1/8" = 1'-0"

D5 PLAYGROUND
1/8" = 1'-0"

E1 GREEN ROOM
1/4" = 1'-0"

E2 SERVING
1/4" = 1'-0"

E4 PRESCHOOL CR.
1/4" = 1'-0"

E5 PRESCHOOL CR.
1/4" = 1'-0"

F2 PRESCHOOL CR.
1/4" = 1'-0"

F4 ELEM. CR.
1/4" = 1'-0"

F5 ELEM. CR.
1/4" = 1'-0"

F7 CABINET SECTION TYP.
1" = 1'-0"

REVISIONS		
No.	Description	Date

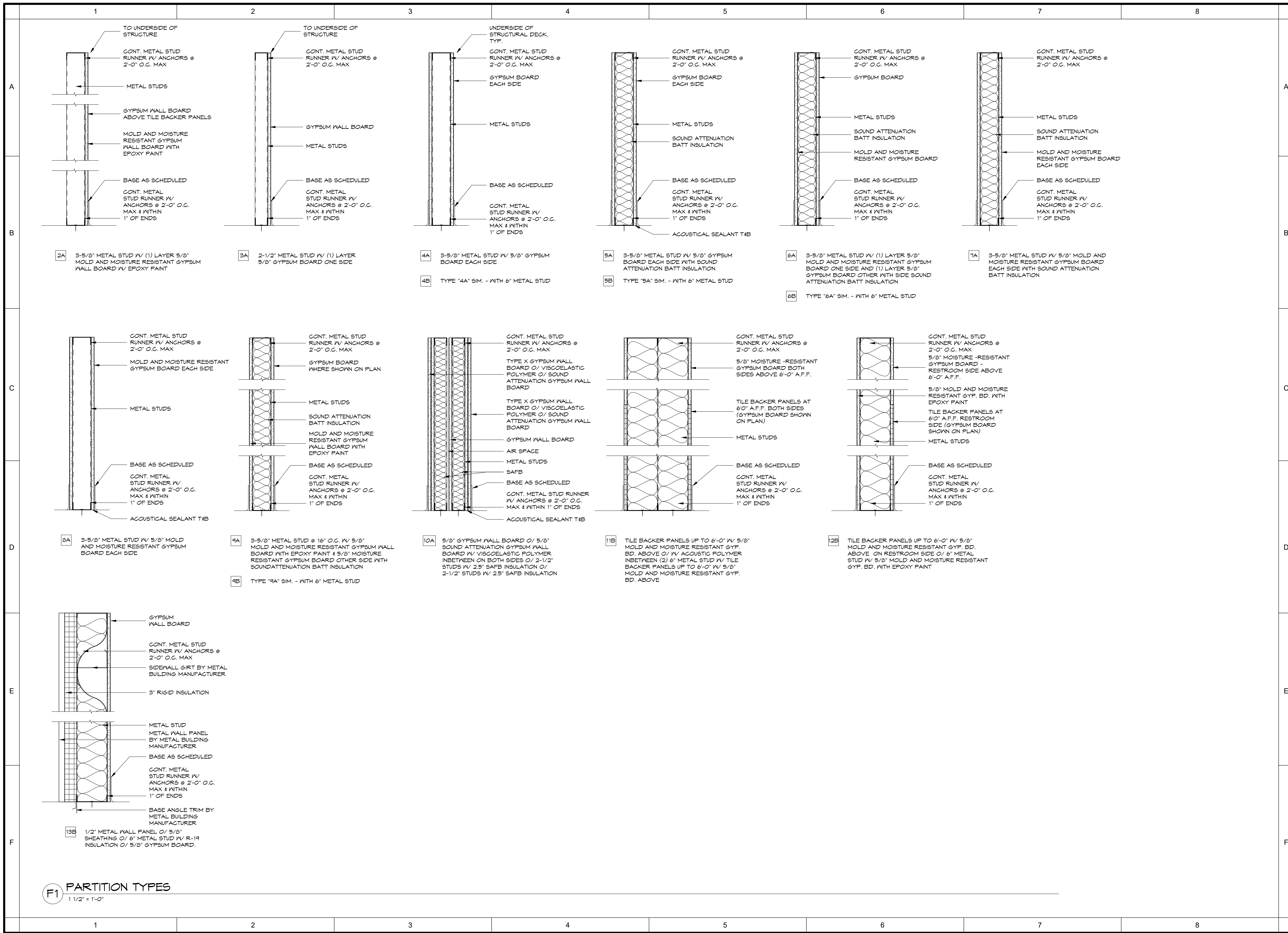
Job Number: 2002-00
Date: 05/08/20
Drawn By: Author
Checked By: TJR
CAD File:

COPYRIGHT 2020
THOMAS J. RHODES, A.L.A.
REPRODUCTION OF THIS COPYRIGHTED MATERIAL
IS NOT PERMITTED WITHOUT EXPRESSED CONSENT
OF THOMAS J. RHODES, A.L.A.

INTERIOR ELEVATIONS AND DETAILS
 SOUTH RIDGE
 (LOT #) INTERNATIONAL PARKWAY
 FREDRICKSBURG, VA 22406

BRADFIELD RICHARDS RHODES & ASSOCIATES ARCHITECTS, Inc.
 1040 CROWN POINTE PKWY.
 SUITE FIVE HUNDRED FIFTY
 ATLANTA, GEORGIA 30338
 TEL. 678.990.5656
 FAX 678.990.5858

A4.3



REVISIONS		
No.	Description	Date

Job Number: 2002-00
Date: 02/26/20
Drawn By: Author
Checked By: TJR
CAD File:
COPYRIGHT 2020
THOMAS J. RHODES, A.L.A.
REPRODUCTION OF THIS COPYRIGHTED MATERIAL IS NOT PERMITTED WITHOUT EXPRESSED CONSENT OF THOMAS J. RHODES, A.L.A.

PARTITION TYPES
SOUTH RIDGE
(LOT #) INTERNATIONAL PARKWAY
FREDRICKSBURG, VA 22406

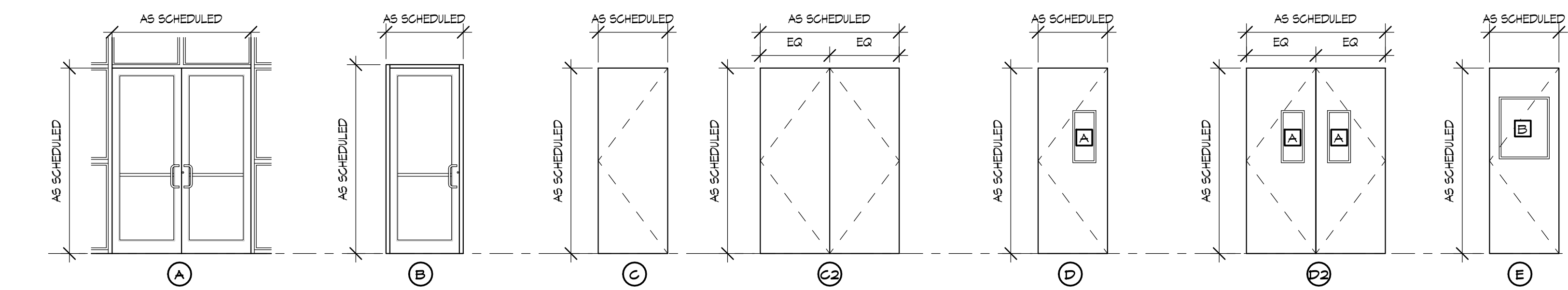
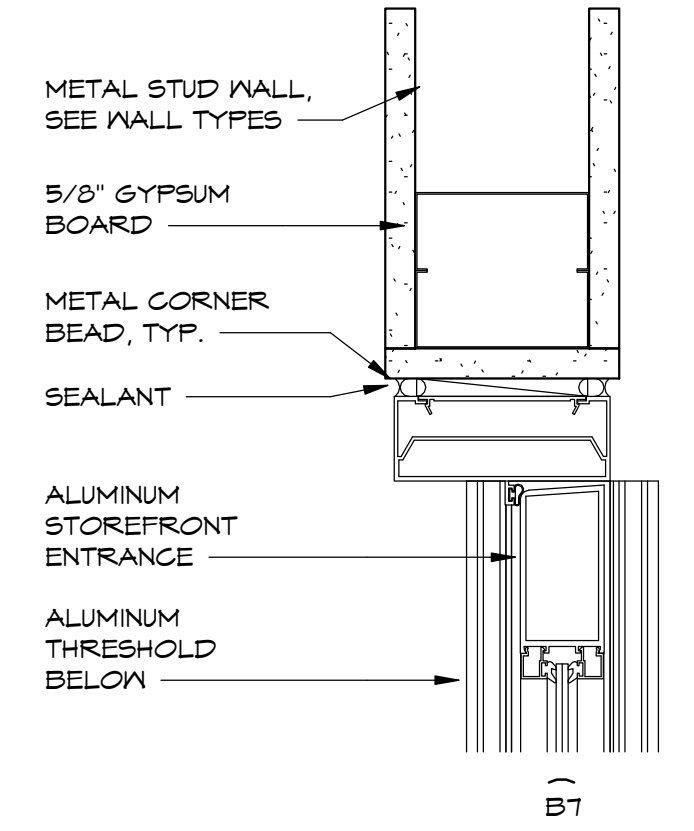
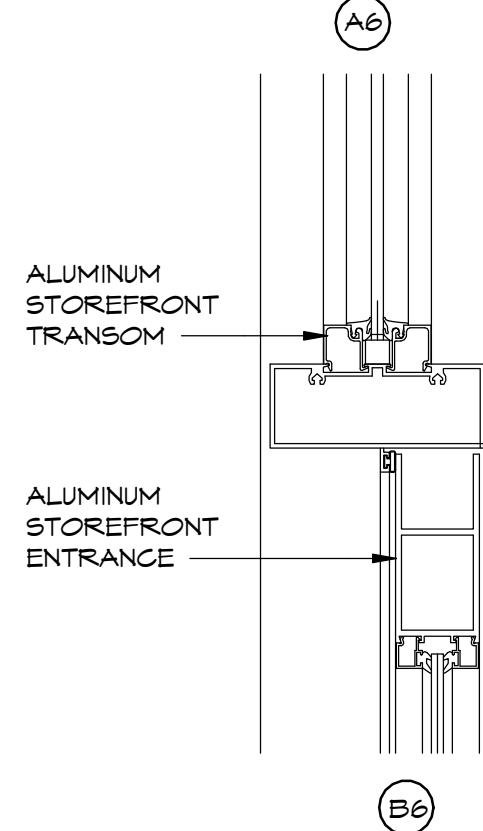
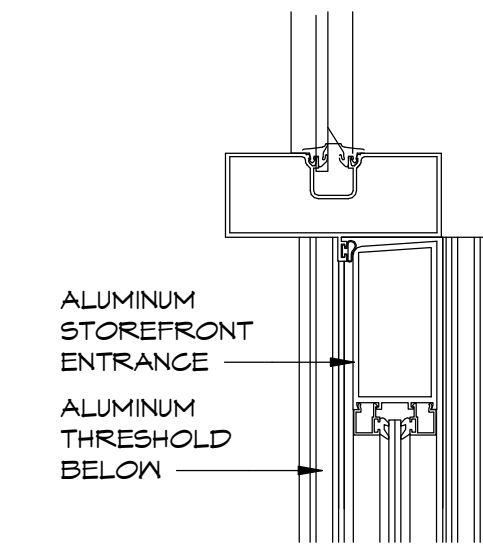
BRADFIELD RICHARDS & ASSOCIATES ARCHITECTS, Inc.
1040 CROWN POINTE PKWY.
SUITE FIVE HUNDRED FIFTY
ATLANTA, GEORGIA 30338
TEL. 678.990.5656
FAX 678.990.5858

A7.1

F1 PARTITION TYPES
1 1/2" = 1'-0"

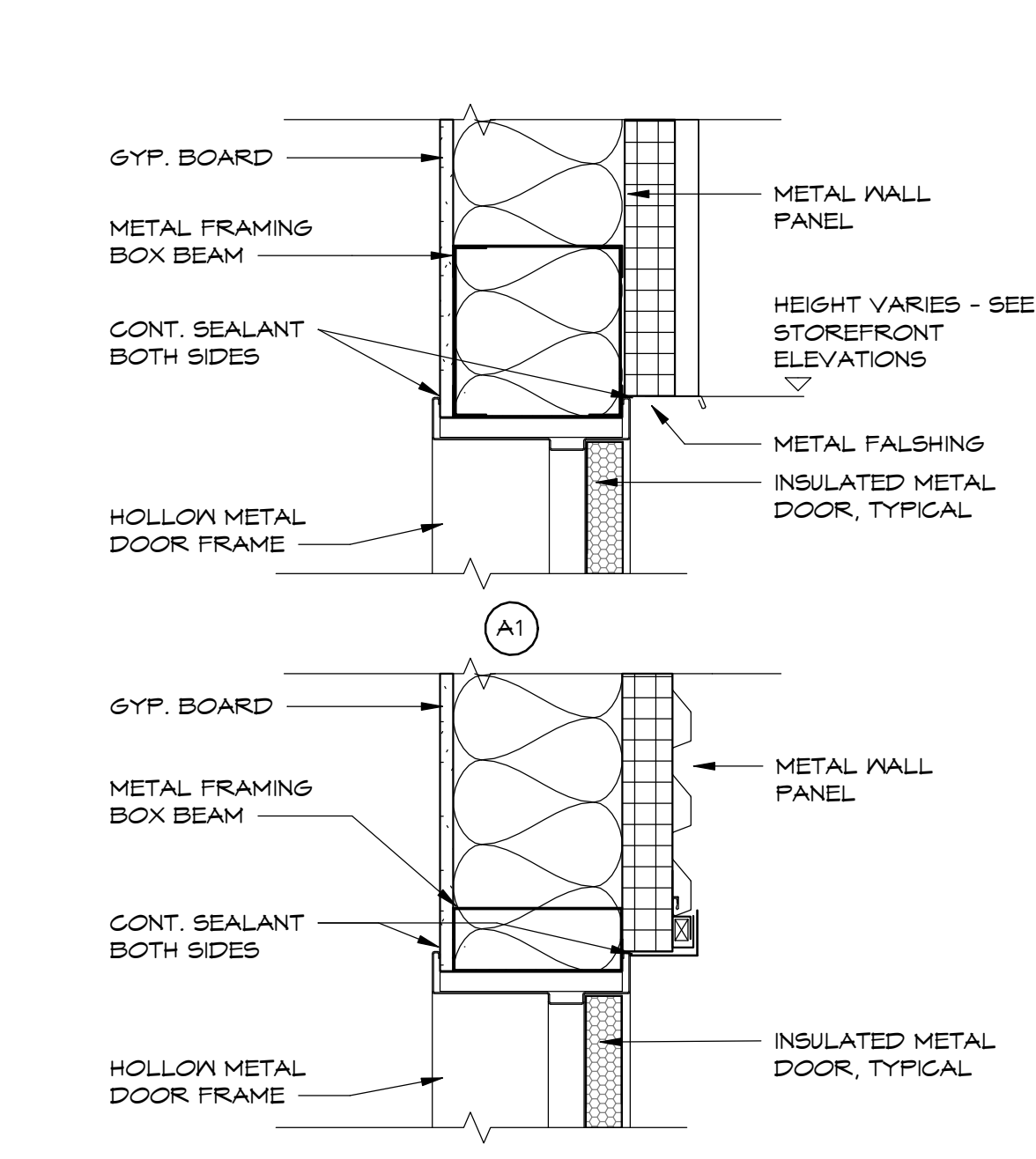
DOOR SCHEDULE

DOOR NO.	ROOM NAME	DOOR TYPE	DOOR SIZE			DOOR MATERIAL	DOOR FINISH	FRAME		LABEL	DETAILS (xx/xx)			CLOSER	HARDWARE	COMMENTS
			WIDTH	HEIGHT	THICKNESS			MATERIAL	TYPE		HEAD	JAMB	THRESHOLD			
100 - MAIN																
101A	FOYER	A	6'-0"	T-0"	0'-1 3/4"	ALUM.	FACT. PAINT	ALUM.	PAINT		A2	B2	ALUMINUM			
101B	FOYER	A	6'-0"	T-0"	0'-1 3/4"	ALUM.	FACT. PAINT	ALUM.	PAINT		A2	B2	ALUMINUM			
101C	FOYER	A	6'-0"	T-0"	0'-1 3/4"	ALUM.	FACT. PAINT	ALUM.	PAINT		A2	B2	ALUMINUM			
102A	VEST.	C	3'-0"	T-0"	0'-1 3/4"	WOOD	FACT. STAIN	HM	PAINT		A3	B3	---			
102B	VEST.	C	3'-0"	T-0"	0'-1 3/4"	WOOD	FACT. STAIN	HM	PAINT		A3	B3	---			
103A	VEST.	C	3'-0"	T-0"	0'-1 3/4"	WOOD	FACT. STAIN	HM	PAINT		A3	B3	---			
103B	VEST.	C	3'-0"	T-0"	0'-1 3/4"	WOOD	FACT. STAIN	HM	PAINT		A3	B3	---			
104	AUDITORIUM	C2	6'-0"	T-0"	0'-1 3/4"	WOOD	FACT. STAIN	HM	PAINT		A3	B3	---			
107A	GREEN ROOM	C	3'-0"	T-0"	0'-1 3/4"	WOOD	FACT. STAIN	HM	PAINT		A3	B3	---			
107B	GREEN ROOM	C	3'-0"	T-0"	0'-1 3/4"	WOOD	FACT. STAIN	HM	PAINT		A3	B3	---			
110	CHECK IN	B	3'-0"	T-0"	0'-1 3/4"	ALUM.	FACT. PAINT	ALUM.	PAINT		A6	B6/B7	---			
111	JANITOR	C	3'-0"	T-0"	0'-1 3/4"	WOOD	FACT. STAIN	HM	PAINT		A3	B3	RESILIENT			
112	WOMENS	C	3'-0"	T-0"	0'-1 3/4"	WOOD	FACT. STAIN	HM	PAINT		A3	B3	RESILIENT			
113	MENS	C	3'-0"	T-0"	0'-1 3/4"	WOOD	FACT. STAIN	HM	PAINT		A3	B3	RESILIENT			
114	AVL. / ELECTRICAL	C	3'-0"	T-0"	0'-1 3/4"	WOOD	FACT. STAIN	HM	PAINT		A3	B3	RESILIENT			
115	STARTING POINT	B	3'-0"	T-0"	0'-1 3/4"	ALUM.	FACT. PAINT	ALUM.	PAINT		A6	B6/B7	---			
116A	SRVING.	D	3'-0"	T-0"	0'-1 3/4"	INSULATED MTL.	PAINT	HM	PAINT		A1	B1	ALUMINUM			
116B	SRVING.	E	3'-0"	T-0"	0'-1 3/4"	WOOD	FACT. STAIN	HM	PAINT		A3	B3	RESILIENT			
117	PANTRY	C	3'-0"	T-0"	0'-1 3/4"	WOOD	FACT. STAIN	HM	PAINT		A3	B3	RESILIENT			
118	FAMILY	C	3'-0"	T-0"	0'-1 3/4"	WOOD	FACT. STAIN	HM	PAINT		A3	B3	RESILIENT			
120	RISER	E	3'-0"	T-0"	0'-1 3/4"	INSULATED MTL.	PAINT	HM	PAINT		A1	B1	ALUMINUM			
200 - PRESCHOOL																
201A	PRESCHOOL CORRIDOR	D2	6'-0"	T-0"	0'-1 3/4"	INSULATED MTL.	PAINT	HM	PAINT		A1	B1	ALUMINUM			
201B	PRESCHOOL CORRIDOR	A	6'-0"	T-0"	0'-1 3/4"	ALUM.	FACT. PAINT	ALUM.	PAINT		A6	B7	RESILIENT			
202	PRE-SCHOOL CLASSROOM	E	3'-0"	T-0"	0'-1 3/4"	WOOD	FACT. PAINT	HM	PAINT		A5	B5	RESILIENT			
203A	TLT.	C	3'-0"	T-0"	0'-1 3/4"	WOOD	FACT. STAIN	HM	PAINT		A3	B3	RESILIENT			
203B	TLT.	C	3'-0"	T-0"	0'-1 3/4"	WOOD	FACT. STAIN	HM	PAINT		A3	B3	RESILIENT			
204	PRESCHOOL CLASSROOM	E	3'-0"	T-0"	0'-1 3/4"	WOOD	FACT. PAINT	HM	PAINT		A5	B5	RESILIENT			
207A	PRESCHOOL CLASSROOM	E	3'-0"	T-0"	0'-1 3/4"	WOOD	FACT. STAIN	HM	PAINT		A3	B3	RESILIENT			
207B	PLAYGROUND	E	3'-0"	T-0"	0'-1 3/4"	WOOD	FACT. STAIN	HM	PAINT		A3	B3	RESILIENT			
209	STORAGE	C	3'-0"	T-0"	0'-1 3/4"	WOOD	FACT. STAIN	HM	PAINT		A3	B3	RESILIENT			
210	TLT.	C	3'-0"	T-0"	0'-1 3/4"	WOOD	FACT. STAIN	HM	PAINT		A3	B3	RESILIENT			
300 - ELEMENTARY																
301A	ELEM. CORRIDOR	D2	6'-0"	T-0"	0'-1 3/4"	INSULATED MTL.	PAINT	HM	PAINT		A1	B1	ALUMINUM			
301B	ELEM. CORRIDOR	A	6'-10"	T-0"	0'-1 3/4"	ALUM.	FACT. PAINT	ALUM.	PAINT		A6	B7	RESILIENT			
302	ELEM. CLASSROOM	E	3'-0"	T-0"	0'-1 3/4"	WOOD	FACT. PAINT	HM	PAINT		A5	B5	RESILIENT			
303	ELEM. CLASSROOM	E	3'-0"	T-0"	0'-1 3/4"	WOOD	FACT. PAINT	HM	PAINT		A5	B5	RESILIENT			
303A	TLT.	C	3'-0"	T-0"	0'-1 3/4"	WOOD	FACT. STAIN	HM	PAINT		A3	B3	RESILIENT			
303B	TLT.	C	3'-0"	T-0"	0'-1 3/4"	WOOD	FACT. STAIN	HM	PAINT		A3	B3	RESILIENT			
303C	TLT.	C	3'-0"	T-0"	0'-1 3/4"	WOOD	FACT. STAIN	HM	PAINT		A3	B3	RESILIENT			
305	ELEM. CLASSROOM	E	3'-0"	T-0"	0'-1 3/4"	WOOD	FACT. PAINT	HM	PAINT		A5	B5	RESILIENT			
306	UTILITY	C	3'-0"	T-0"	0'-1 3/4"	WOOD	FACT. PAINT	HM	PAINT		A5	B5	RESILIENT			
307A	PLAYGROUND	E	3'-0"	T-0"	0'-1 3/4"	WOOD	FACT. STAIN	HM	PAINT		A3	B3	---			
307B	PLAYGROUND	B	3'-0"	T-0"	0'-1 3/4"	ALUM.	FACT. PAINT	ALUM.	PAINT		A6	B6/B7	ALUMINUM			
400 - MIDDLE SCHOOL / HIGH SCHOOL																
402	MS / HS CLASSROOM	E	3'-0"	T-0"	0'-1 3/4"	WOOD	FACT. PAINT	HM	PAINT		A5	B5	---			
403	MS / HS CLASSROOM	E	3'-0"	T-0"	0'-1 3/4"	WOOD	FACT. PAINT	HM	PAINT		A5	B5	---			

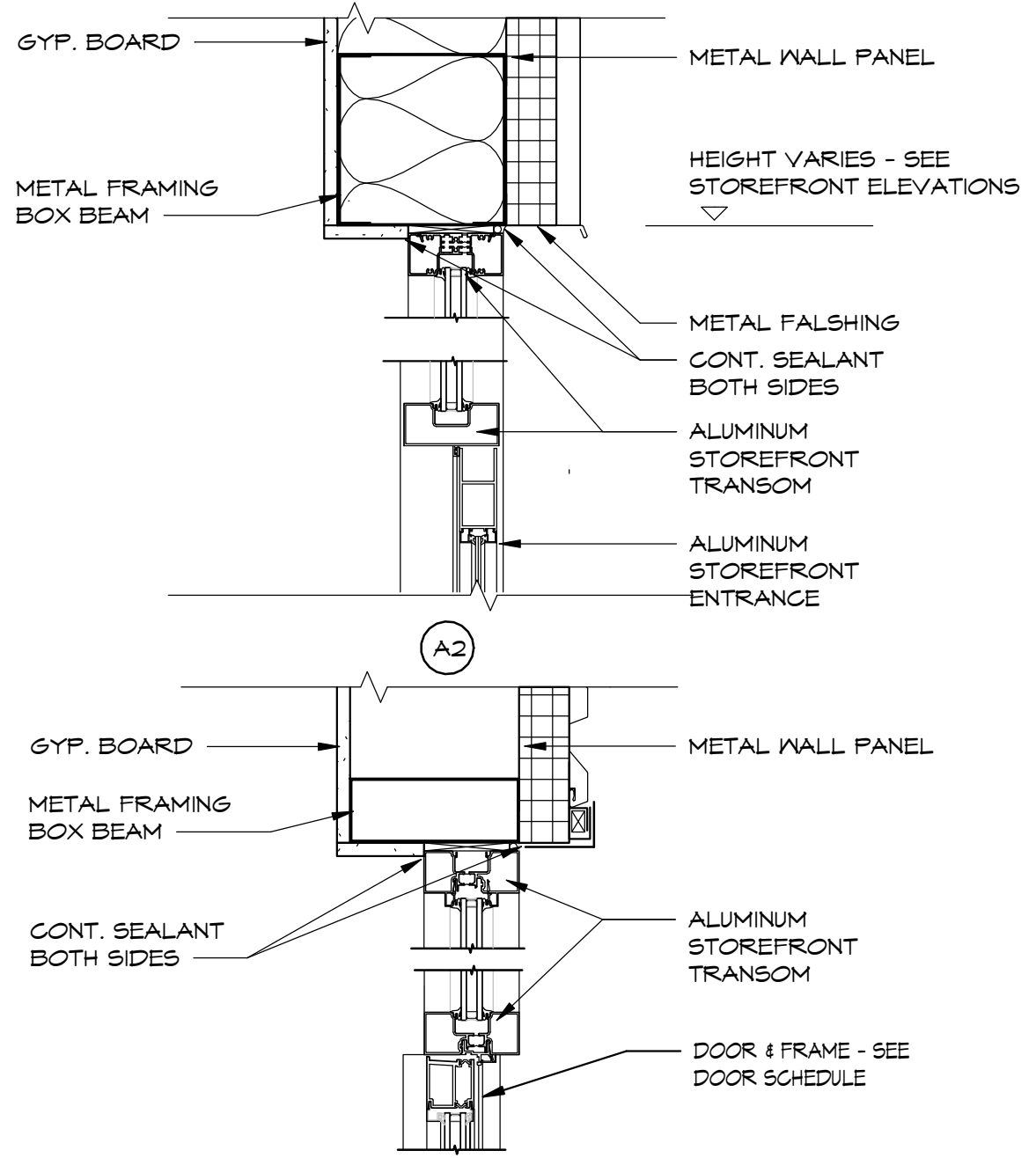


DOOR TYPE NOTES:
 1. ALL GLAZING IN DOORS TO BE TEMPERED
 2. [A] - VIEW LITE WITH CLEAR GLAZING
 3. [B] - VIEW LITE WITH ONE-WAY MIRRORING GLASS

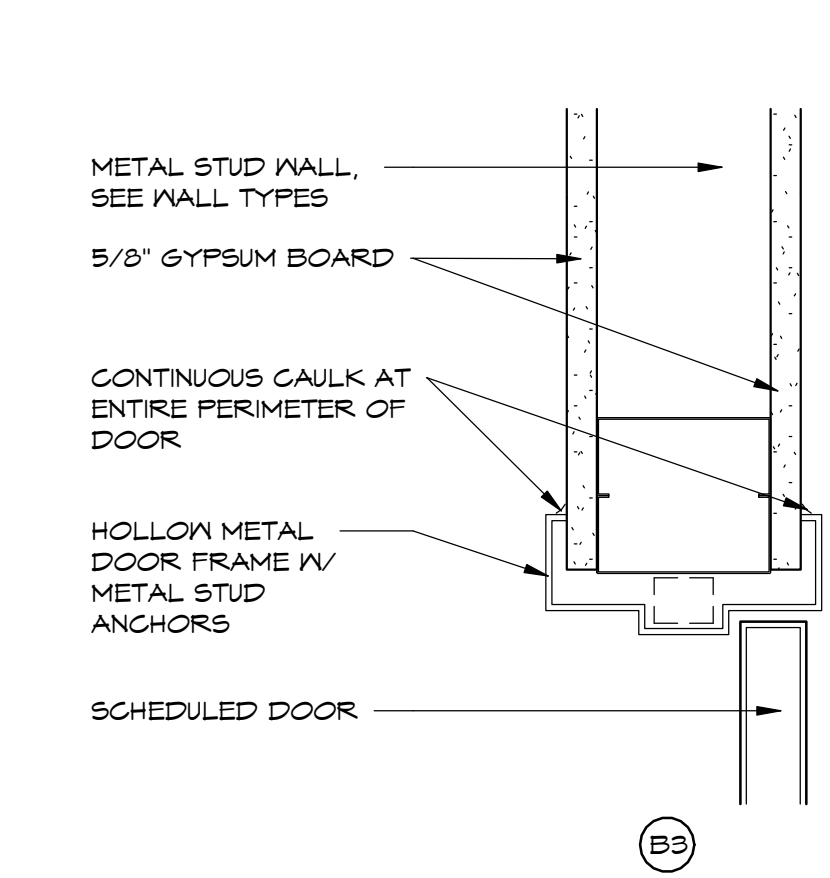
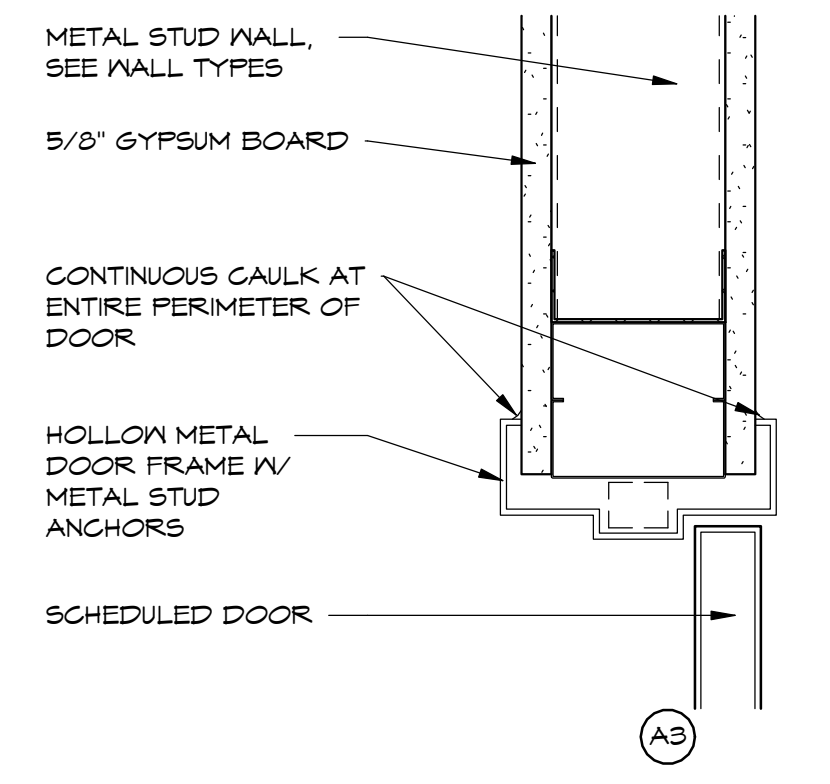
D1 DOOR TYPES
1/4" = 1'-0"



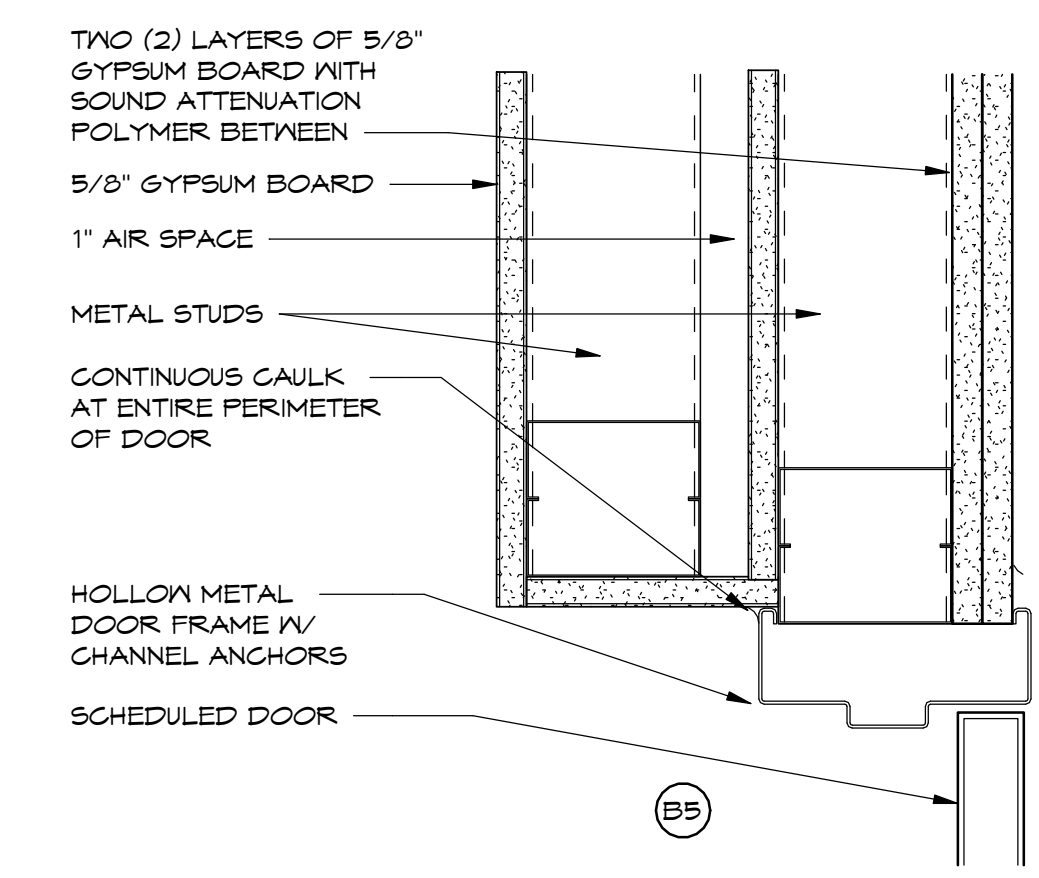
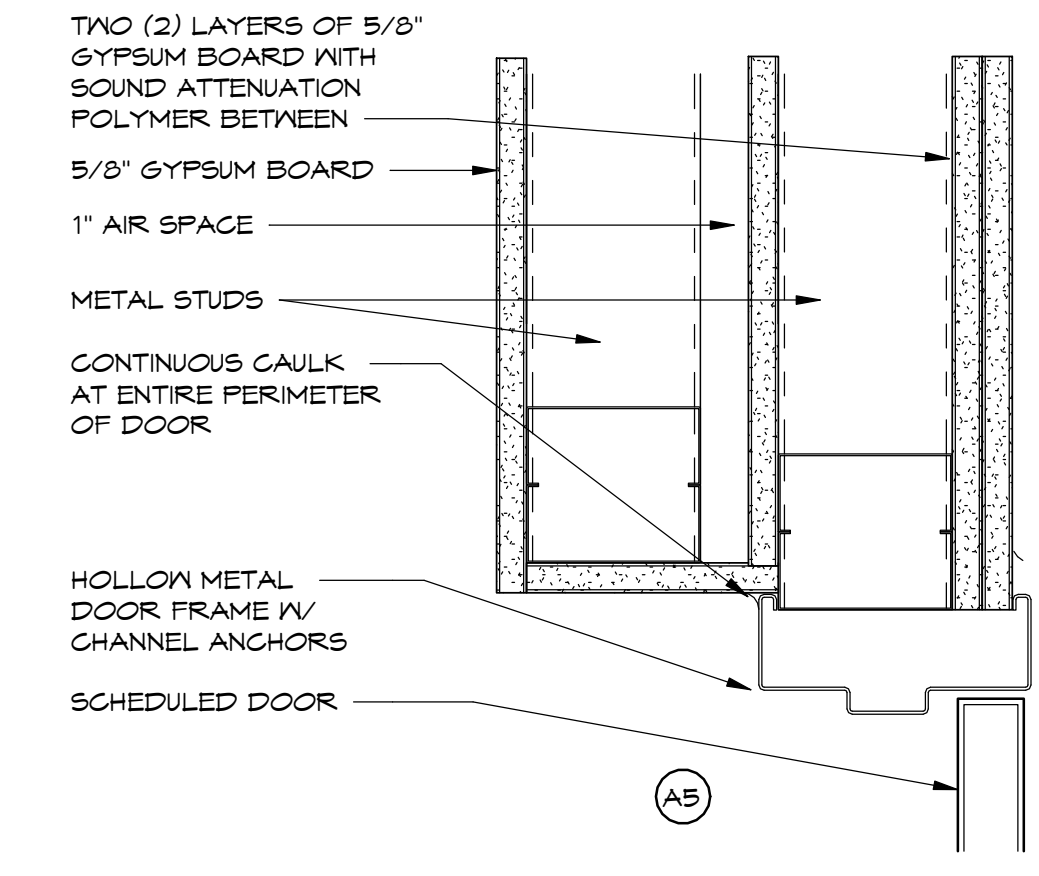
F1 DOOR DETAILS
1 1/2" = 1'-0"



A1
A2



A3
B3



A5
B5

REVISIONS		
No.	Description	Date

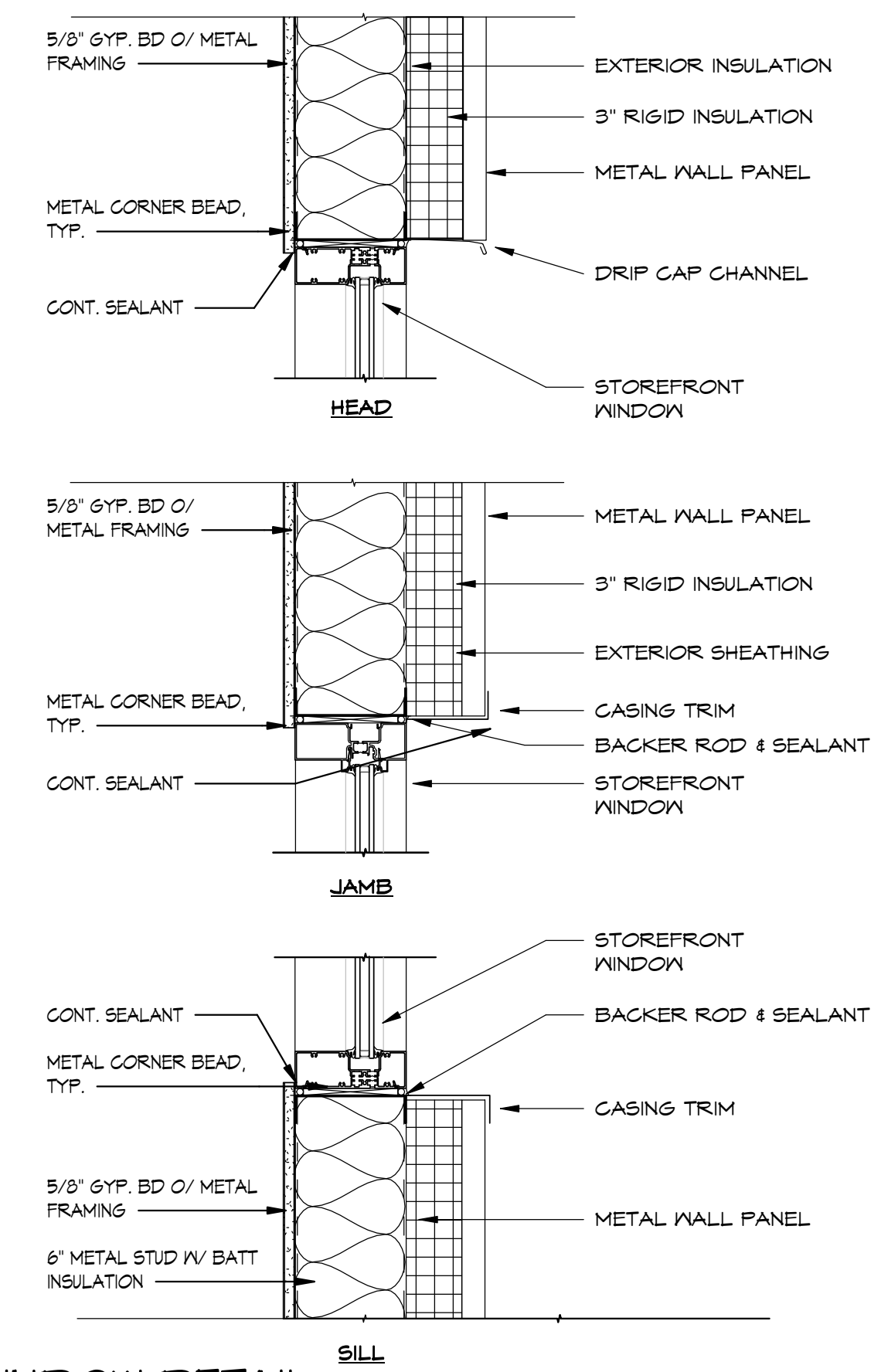
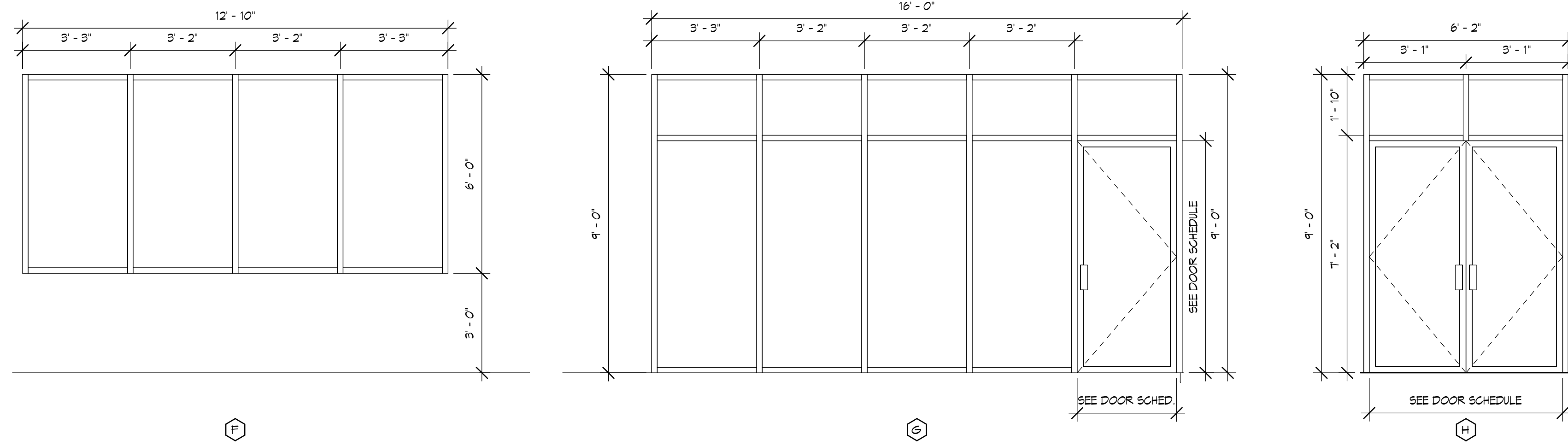
Job Number: 2002-00
 Date: 03/28/15
 Drawn By: ---
 Checked By: TJR
 CAD File:

COPYRIGHT 2020
 THOMAS J. RHODES, A.L.A.
 REPRODUCTION OF THIS COPYRIGHTED MATERIAL IS NOT PERMITTED WITHOUT EXPRESS CONSENT OF THOMAS J. RHODES, A.L.A.

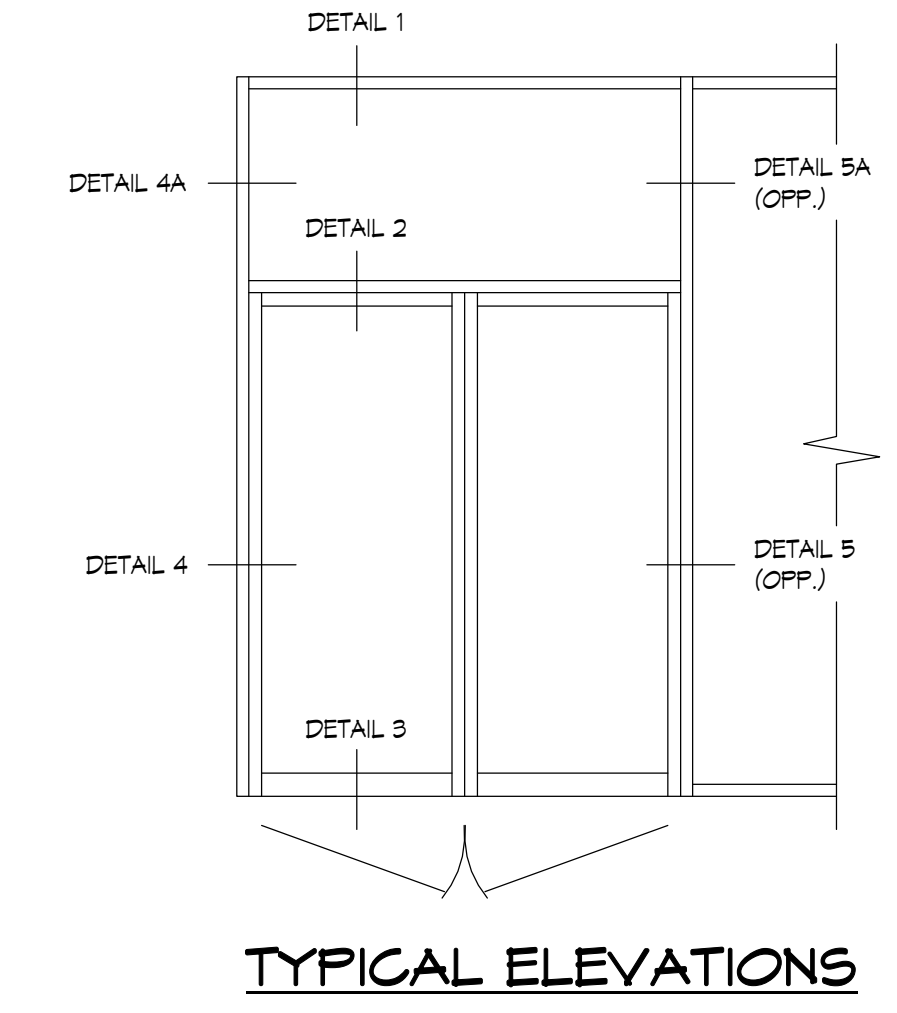
DOOR SCHEDULE AND DETAILS
 SOUTH RIDGE
 (LOT #) INTERNATIONAL PARKWAY
 FREDRICKSBURG, VA 22406

BRADFIELD RICHARDS & ASSOCIATES ARCHITECTS, Inc.
 1040 CROWN POINTE PKWY.
 SUITE FIVE HUNDRED FIFTY
 ATLANTA, GEORGIA 30338
 TEL. 678.990.5656
 FAX 678.990.5858

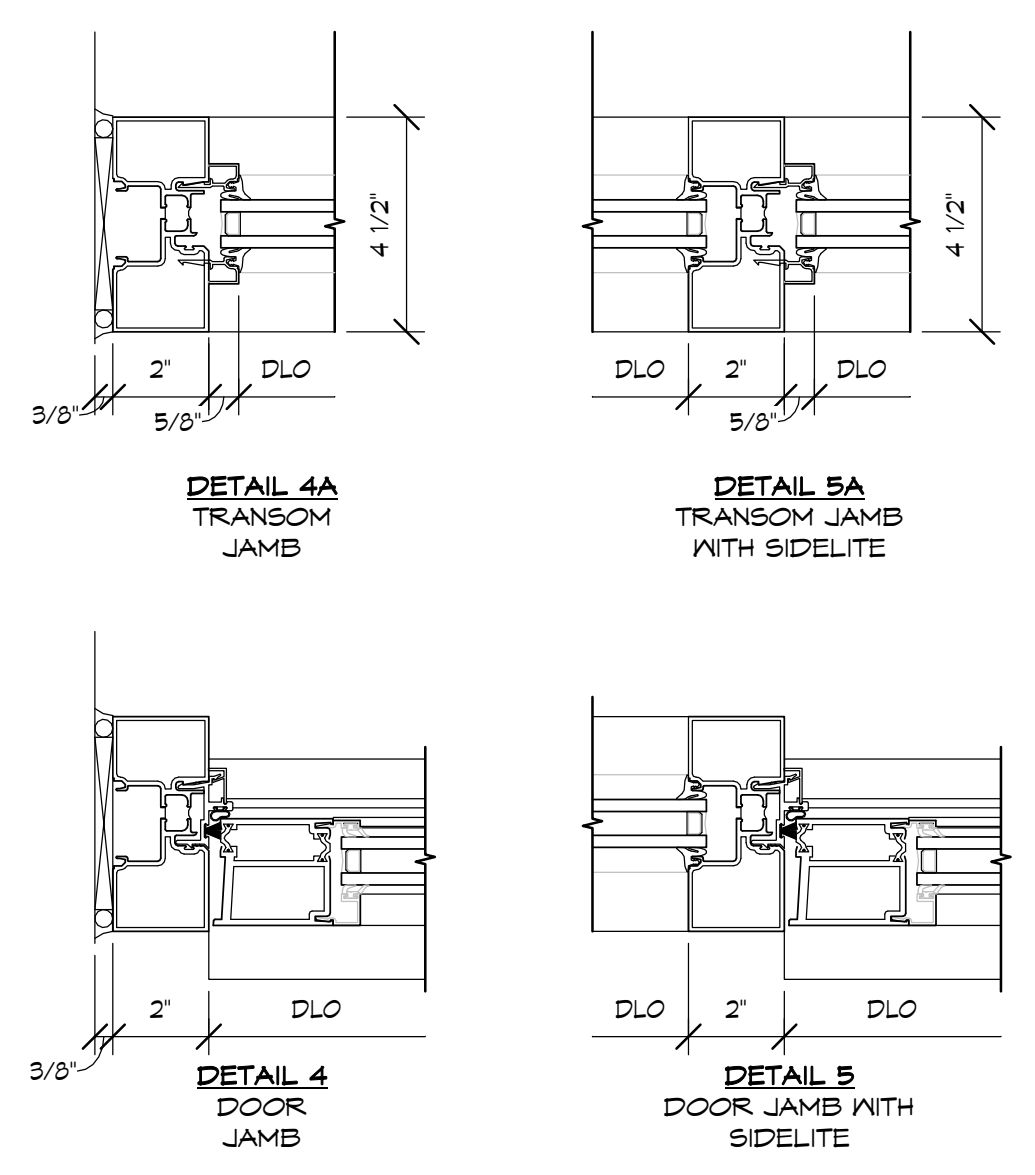
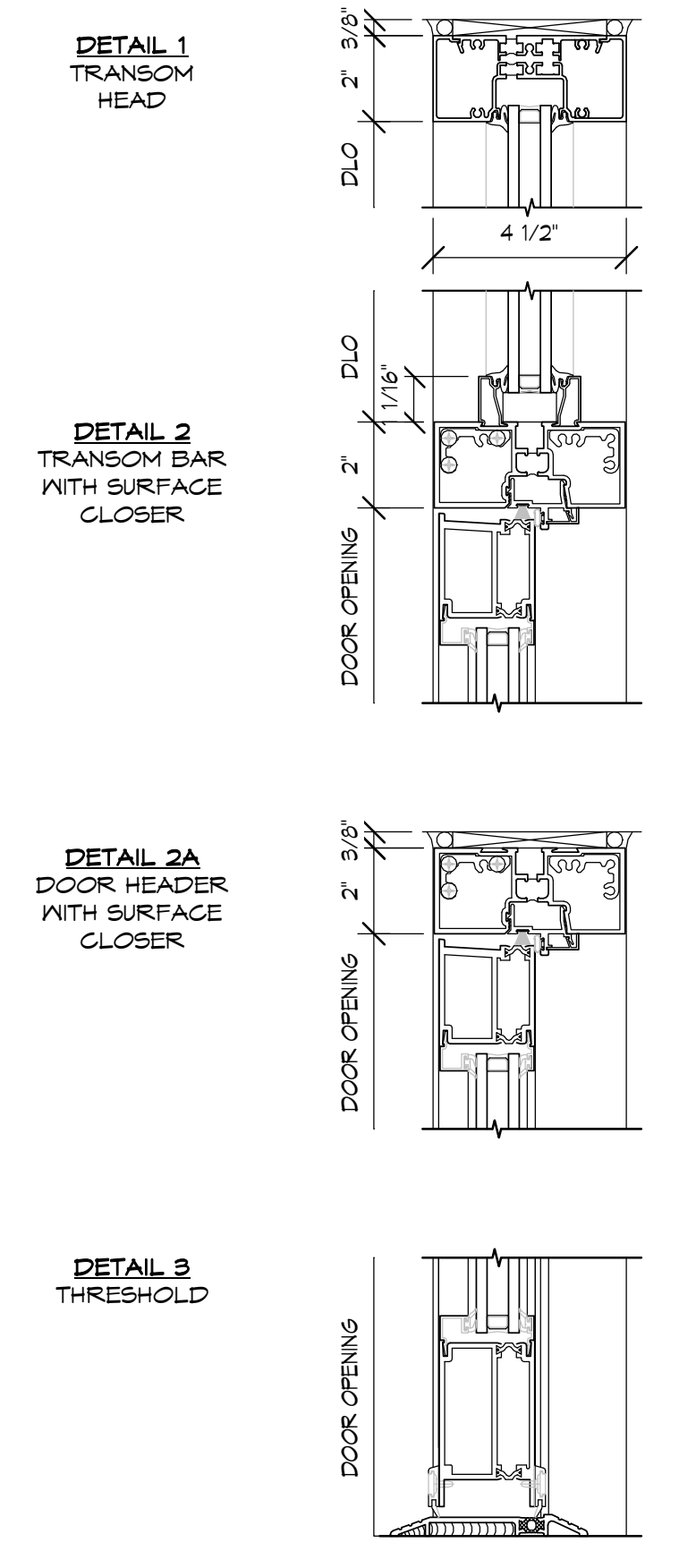
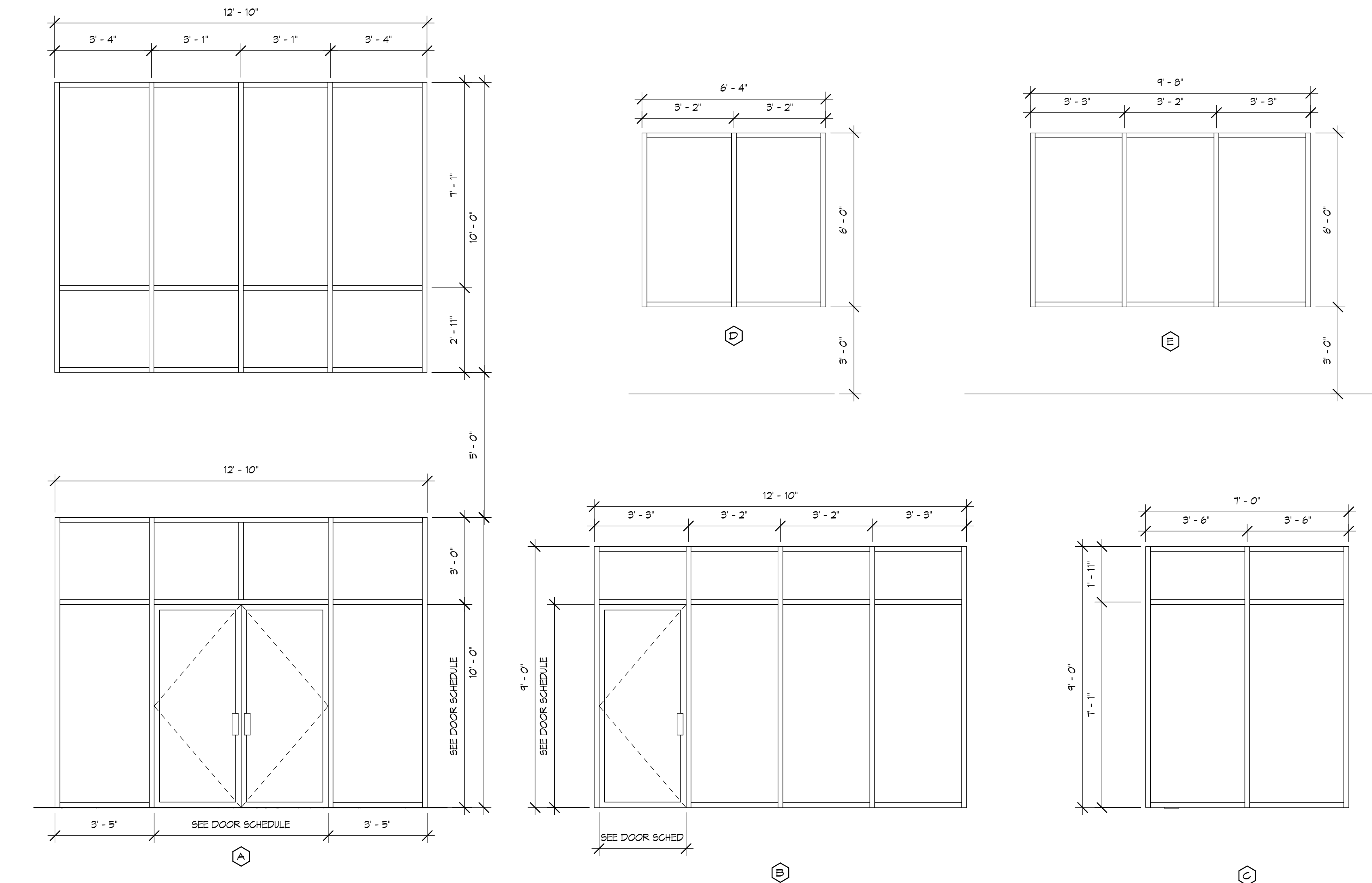
A8.1



C7 WINDOW DETAIL
1 1/2" = 1'-0"



TYPICAL ELEVATIONS



B1 STOREFRONT ELEVATIONS
3/8" = 1'-0"

F8 STOREFRONT DETAILS
3" = 1'-0"

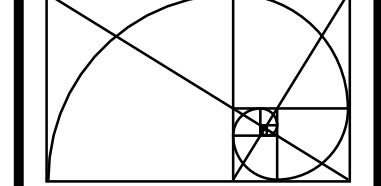
REVISIONS		
No.	Description	Date

Job Number: 2002-00
Date: 01/09/20
Drawn By: Author
Checked By: TJR
CAD File:

COPYRIGHT 2020
THOMAS J. RHODES, A.L.A.
REPRODUCTION OF THIS COPYRIGHTED MATERIAL
IS NOT PERMITTED WITHOUT EXPRESS CONSENT
OF THOMAS J. RHODES, A.L.A.

STOREFRONT AND WINDOW DETAILS
SOUTH RIDGE
(LOT #) INTERNATIONAL PARKWAY
FREDRICKSBURG, VA 22406

BRADFIELD RICHARDS & ASSOCIATES ARCHITECTS, Inc.



1040 CROWN POINTE PKWY.
SUITE FIVE HUNDRED FIFTY
ATLANTA, GEORGIA 30338
TEL. 678.990.5656
FAX 678.990.5858

A8.2

FINISH SCHEDULE

No.	ROOM NAME	FLOOR		BASE				WALL			CEILING STYLE	FINISH COMMENTS	CABINETS		COUNTERTOPS		
		COLOR	MANUFACTURER	MATERIAL	STYLE	COLOR	MANUFACTURER	FINISH	COLOR	MANUFACTURER			MATERIAL	COLOR	MATERIAL	COLOR	MANUFACTURER
100 - MAIN																	
101	FOYER	--- / BLACK CHOCOLATE	--- / SHAW	RESILIENT	4" STANDARD	29 MOON ROCK	JOHNSONITE	PAINT	SWT016 MINDFUL GRAY	SHERWIN WILLIAMS	EXPOSED TO STRUCTURE	WALKOFF CARPET AT EACH ENTRANCE TO FOYER					
102	VEST.	---	---	RESILIENT	4" STANDARD	29 MOON ROCK	JOHNSONITE	PAINT	SWT018 DOVETAIL	SHERWIN WILLIAMS	ACT						
103	VEST.	---	---	RESILIENT	4" STANDARD	29 MOON ROCK	JOHNSONITE	PAINT	SWT018 DOVETAIL	SHERWIN WILLIAMS	ACT						
104	AUDITORIUM	---	---	RESILIENT	4" STANDARD	29 MOON ROCK	JOHNSONITE	PAINT	SWT048 URBANE BRONZE / SW6991 BLACK MAGIC	SHERWIN WILLIAMS	EXPOSED TO STRUCTURE						
105	F.O.H.	---	---	RESILIENT	4" STANDARD	29 MOON ROCK	JOHNSONITE	PAINT	SWT048 URBANE BRONZE / SW6991 BLACK MAGIC	SHERWIN WILLIAMS	EXPOSED TO STRUCTURE						
106	PLATFORM	---	---	---	---	40 BLACK	JOHNSONITE	PAINT	SW6991 BLACK MAGIC	SHERWIN WILLIAMS	EXPOSED TO STRUCTURE						
107	GREEN ROOM	WEATHERED OAK MEDIUM	ARMSTRONG	RESILIENT	4" STANDARD	76 CINAMMON	JOHNSONITE	PAINT	SWT016 MINDFUL GRAY	SHERWIN WILLIAMS	ACT		N.I.C.	---	N.I.C.	---	---
108	CHECK IN	---	---	RESILIENT	4" STANDARD	29 MOON ROCK	JOHNSONITE	PAINT	SWT018 DOVETAIL	SHERWIN WILLIAMS	EXPOSED TO STRUCTURE						
109	NORTH CORRIDOR	---	---	RESILIENT	4" STANDARD	29 MOON ROCK	JOHNSONITE	PAINT	SWT018 DOVETAIL	SHERWIN WILLIAMS	EXPOSED TO STRUCTURE						
110	STUDIO	---	---	RESILIENT	4" STANDARD	29 MOON ROCK	JOHNSONITE	PAINT	SWT018 DOVETAIL	SHERWIN WILLIAMS	ACT						
111	JANITOR	---	---	RESILIENT	4" STANDARD	40 BLACK	JOHNSONITE	PAINT	SWT024 FUNCTIONAL GRAY	SHERWIN WILLIAMS	ACT						
112	WOMENS	SABI SABI	DALTILE	PORCELAIN TILE	LODGE COVE	SABI SABI	DALTINE	PORCELAIN TILE/PAINT	VITALIA BLANCO VIOSO / SWT058 MAGNETIC GRAY	DALTILE / SHERWIN WILLIAMS	ACT						
113	MENS	SABI SABI	DALTILE	PORCELAIN TILE	LODGE COVE	SABI SABI	DALTINE	PORCELAIN TILE/PAINT	VITALIA BLANCO VIOSO / SWT058 MAGNETIC GRAY	DALTILE / SHERWIN WILLIAMS	ACT						
114	AVL. / ELECTRICAL	SHADOW	SHAW	RESILIENT	4" STANDARD	29 MOON ROCK	JOHNSONITE	PAINT	SWT016 MINDFUL GRAY	SHERWIN WILLIAMS	ACT						
115	STARTING POINT	---	---	RESILIENT	4" STANDARD	29 MOON ROCK	JOHNSONITE	PAINT	SWT018 DOVETAIL	SHERWIN WILLIAMS	ACT						
116	BRVNS.	WEATHERED OAK MEDIUM	ARMSTRONG	RESILIENT	4" STANDARD	76 CINAMMON	JOHNSONITE	PAINT	SWT058 MAGNETIC GRAY	SHERWIN WILLIAMS	ACT		N.I.C.	---	N.I.C.	---	---
117	PANTRY	WEATHERED OAK MEDIUM	ARMSTRONG	RESILIENT	4" STANDARD	76 CINAMMON	JOHNSONITE	PAINT	SWT058 MAGNETIC GRAY	SHERWIN WILLIAMS	ACT		N.I.C.	---	N.I.C.	---	---
118	FAMILY	WEATHERED OAK MEDIUM	ARMSTRONG	RESILIENT	4" STANDARD	76 CINAMMON	JOHNSONITE	PAINT	SWT058 MAGNETIC GRAY	SHERWIN WILLIAMS	ACT						
120	RISER	---	---	RESILIENT	4" STANDARD	29 MOON ROCK	JOHNSONITE	PAINT	SWT018 DOVETAIL	SHERWIN WILLIAMS	EXPOSED TO STRUCTURE						
200 - PRESCHOOL																	
201	PRESCHOOL CORRIDOR	---	---	RESILIENT	4" STANDARD	29 MOON ROCK	JOHNSONITE	PAINT	SWT018 DOVETAIL	SHERWIN WILLIAMS	EXPOSED TO STRUCTURE						
202	PRE-SCHOOL CLASSROOM	WEATHERED OAK MEDIUM	ARMSTRONG	RESILIENT	4" STANDARD	29 MOON ROCK	JOHNSONITE	PAINT	SW6495 GREAT FALLS	SHERWIN WILLIAMS	ACT		N.I.C.	---	N.I.C.	---	---
203	TLT.	WEATHERED OAK MEDIUM	ARMSTRONG	RESILIENT	4" STANDARD	76 CINAMMON	JOHNSONITE	PAINT	SWT058 MAGNETIC GRAY	SHERWIN WILLIAMS	ACT						
204	PRESCHOOL CLASSROOM	WEATHERED OAK MEDIUM	ARMSTRONG	RESILIENT	4" STANDARD	29 MOON ROCK	JOHNSONITE	PAINT	SW6495 GREAT FALLS	SHERWIN WILLIAMS	ACT		N.I.C.	---	N.I.C.	---	---
207	PRESCHOOL CLASSROOM	WEATHERED OAK MEDIUM	ARMSTRONG	RESILIENT	4" STANDARD	29 MOON ROCK	JOHNSONITE	PAINT	SW6495 GREAT FALLS	SHERWIN WILLIAMS	ACT		N.I.C.	---	N.I.C.	---	---
209	STORAGE	TORQUE	PATGRAFT	RESILIENT	4" STANDARD	29 MOON ROCK	JOHNSONITE	PAINT	SW6664 MARIGOLD	SHERWIN WILLIAMS	ACT		N.I.C.	---	N.I.C.	---	---
210	TLT.	WEATHERED OAK MEDIUM	ARMSTRONG	RESILIENT	4" STANDARD	76 CINAMMON	JOHNSONITE	PAINT	SWT058 MAGNETIC GRAY	SHERWIN WILLIAMS	ACT						
300 - ELEMENTARY																	
301	ELEM. CORRIDOR	---	---	RESILIENT	4" STANDARD	29 MOON ROCK	JOHNSONITE	PAINT	SWT018 DOVETAIL	SHERWIN WILLIAMS	EXPOSED TO STRUCTURE						
302	ELEM. CLASSROOM	TORQUE	PATGRAFT	RESILIENT	4" STANDARD	29 MOON ROCK	JOHNSONITE	PAINT	SW6664 MARIGOLD	SHERWIN WILLIAMS	ACT						
303	ELEM. CLASSROOM	TORQUE	PATGRAFT	RESILIENT	4" STANDARD	29 MOON ROCK	JOHNSONITE	PAINT	SW6664 MARIGOLD	SHERWIN WILLIAMS	ACT		N.I.C.	---	N.I.C.	---	---
304	TLT.	WEATHERED OAK MEDIUM	ARMSTRONG	RESILIENT	4" STANDARD	76 CINAMMON	JOHNSONITE	PAINT	SWT058 MAGNETIC GRAY	SHERWIN WILLIAMS	ACT						
305	ELEM. CLASSROOM	TORQUE	PATGRAFT	RESILIENT	4" STANDARD	29 MOON ROCK	JOHNSONITE	PAINT	SW6664 MARIGOLD	SHERWIN WILLIAMS	ACT		N.I.C.	---	N.I.C.	---	---
306	UTILITY	---	---	RESILIENT	4" STANDARD	40 BLACK	JOHNSONITE	PAINT	SWT024 FUNCTIONAL GRAY	SHERWIN WILLIAMS	ACT						
307	PLAYGROUND	WEATHERED OAK MEDIUM	ARMSTRONG	RESILIENT	4" STANDARD	76 CINAMMON	JOHNSONITE	PAINT	SWT058 MAGNETIC GRAY	SHERWIN WILLIAMS	EXPOSED TO STRUCTURE						
400 - MIDDLE SCHOOL / HIGH SCHOOL																	
401	SOUTH CORRIDOR	---	---	RESILIENT	4" STANDARD	29 MOON ROCK	JOHNSONITE	PAINT	SWT018 DOVETAIL	SHERWIN WILLIAMS	EXPOSED TO STRUCTURE						
402	MS / HS CLASSROOM	SHADOW	SHAW	RESILIENT	4" STANDARD	29 MOON ROCK	JOHNSONITE	PAINT	SWT016 MINDFUL GRAY	SHERWIN WILLIAMS	ACT						
403	MS / HS CLASSROOM	SHADOW	SHAW	RESILIENT	4" STANDARD	29 MOON ROCK	JOHNSONITE	PAINT	SWT016 MINDFUL GRAY	SHERWIN WILLIAMS	ACT						

REVISIONS		
No.	Description	Date

Job Number: 2002-00
 Date: 02/26/20
 Drawn By: Author
 Checked By: TJR
 CAD File:

COPYRIGHT 2020
 THOMAS J. RHODES, A.L.A.
 REPRODUCTION OF THIS COPYRIGHTED MATERIAL IS NOT PERMITTED WITHOUT EXPRESS CONSENT OF THOMAS J. RHODES, A.L.A.

FINISH SCHEDULE
 SOUTH RIDGE
 (LOT #) INTERNATIONAL PARKWAY
 FREDRICKSBURG, VA 22406

BRADFIELD RICHARDS RHODES & ASSOCIATES ARCHITECTS, Inc.

 1040 CROWN POINTE PKWY.
 SUITE FIVE HUNDRED FIFTY
 ATLANTA, GEORGIA 30338
 TEL. 678.990.5656
 FAX 678.990.5858

A9.1



E3 MAIN LEVEL FINISH PLAN
 1/8" = 1'-0"

GENERAL NOTES:

1. COORDINATE WITH FINISH SCHEDULE FOR ADDITIONAL INFORMATION.
2. GRAPHICAL REPRESENTATION OF FLOOR FINISHES SHALL BE USED FOR PLACEMENT DESIGNATION PURPOSES ONLY AND SHOULD NOT BE USED AS A MEANS AND METHOD OF INSTALLATION.

FLOOR FINISHES LEGEND

	CARPET 1
	CARPET 2
	CARPET 3
	CARPET 4
	WALK-OFF CARPET
	LUXURY VINYL TILE (LVT)
	TILE
	STAINED/SEALED CONCRETE

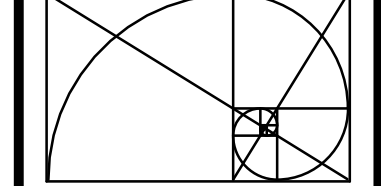
REVISIONS		
No.	Description	Date

Job Number: 2002-00
 Date: 01/16/20
 Drawn By: Author
 Checked By: TJR
 CAD File:

COPYRIGHT 2020
 THOMAS J. RHODES, A.L.A.
 REPRODUCTION OF THIS COPYRIGHTED MATERIAL IS NOT PERMITTED WITHOUT EXPRESSED CONSENT OF THOMAS J. RHODES, A.L.A.

FINISH PLAN
 SOUTH RIDGE
 (LOT #) INTERNATIONAL PARKWAY
 FREDRICKSBURG, VA 22406

BRADFIELD RICHARDS RHODES & ASSOCIATES ARCHITECTS, Inc.



1040 CROWN POINTE PKWY.
 SUITE FIVE HUNDRED FIFTY
 ATLANTA, GEORGIA 30338
 TEL. 678.990.5656
 FAX 678.990.5858

A9.2